

Peroni Race Weekend, 14-15-16 Settembre 2018

3H Endurance Champions Cup - Classifica Prove di Qualificazione

Enzo e Dino Ferrari 4.909 m

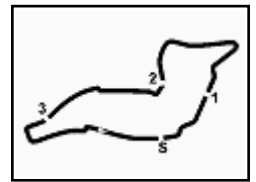
Miglior Giro = 1'39.566 - 4,909 km - Media 177,494 km/h

Num.	Concorrente Conducente	Naz.	Scuderia Conducente	Auto	Classe	Tempo	Dist.	Media	Giri
1	88 LP RACING CUNEO Filippo (ITA) PIRRI Luca (ITA)		LP Racing MAGNONI Niccolò (ITA)	NORMA M20FC	BRONZ-E	1'39.566		177,494	15
2	630 NEUMANN HEIKO NEUMANN Heiko (GER)		Motopark	PORSCHE 997 GT3 R	60END-KL	1'42.331	2.765	172,698	15
3	2 KRYPTON MOTORSPORT ZANUTTINI Marco (ITA)		Krypton Motorsport PEZZUCCHI Stefano (ITA)	MERCEDES GT AMG	GOLD-CIC	1'43.302	3.736	171,075	14
4	61 PATRINICOLA SIMONE PATRINICOLA Simone (ITA)		Autosport Sorrento ESPOSITO Michele (ITA)	LIGIER JS 53	BRONZ-C	1'43.303	3.737	171,073	14
5	1 MDC SPORTS ZUMSTEIN Manuel (CHE)		MDC Sports ZUMSTEIN Adrian (CHE)	MERCEDES GT AMG	GOLD-CIC	1'44.346	4.780	169,363	15
6	620 SPECK HERMANN SPECK Hermann (GER)		Team Speck	PORSCHE 997 GT3 R	60END-KL	1'46.514	6.948	165,916	5
7	403 PRAGER THOMAS PRAGER Thomas (GER)		Prager	PORSCHE 997 GT3 CUP	60END-KL	1'48.093	8.527	163,493	15
8	39 EBIMOTORS CANDIANI Gianluigi (ITA)		Ebimotors DE CASTRO Sabino (ITA)	PORSCHE 997 GT3 CUP	GOLD-99'	1'51.166	11.600	158,973	9
9	402 IRXENMEIER FRANZ IRXENMEIER Franz		Team Irxenmeier	PORSCHE 997 GT3 CUP		1'51.380	11.814	158,668	12
10	625 ZUMSTEIN PHILIPP ZUMSTEIN Philipp (CHE)		MDC Sports	MERCEDES SLS AMG GT3	60END-KL	1'51.685	12.119	158,234	11
11	426 NEUHOFER MARKUS NEUHOFER Markus (AUT)		Neuhofer NEUHOFER Felix (AUT)	PORSCHE 991 GT3 CUP	60END-KL	1'52.500	12.934	157,088	15
12	40 SCANNICCHIO DAVIDE SCANNICCHIO Davide (ITA)		ZRS BARBIERI Stefano (ITA)	PORSCHE 991 GT3 CUP	GOLD-99'	1'53.459	13.893	155,760	12
13	80 COSTAMAGNA MARCO COSTAMAGNA Mariano (ITA)		RS+A COSTAMAGNA Marco (ITA)	SEAT LEON CUP RACER	SILVE-TC	1'57.087	17.521	150,934	11
14	93 BAMONTE LUIGI BAMONTE Luigi (ITA) MARCHIO Maurizio (ITA)		MM Motorsport BIZZAGLIA Marco (ITA)	HONDA CIVIC TCR	SILVE-TC	2'00.949	21.383	146,114	6
15	206 SONTHEIMER ANDREAS SONTHEIMER Andreas (GER)		Sontheimer	PORSCHE 996 GT3	60END-KL	2'05.396	25.830	140,933	13

Direttore di Gara : Ghinassi Massimiliano

14/09/2018 Inizio Fine
16:52 17:42

Esposta alle:



Peroni Race Weekend, 14-15-16 Settembre 2018

3H Endurance Champions Cup - Analisi Tempi Prove di Qualificazione

Enzo e Dino Ferrari 4.909 m

1 / 2

1 MDC Sports (1'44.346)

Giro	Seq. 1	Seq. 2	Seq. 3	Seq. 4	Seq. 5	T. Giro	km/h	Local Time
1	10.291	22.812	43.287	33.829	19.584	2'09.803 P	123,4	16:53'35.241
2	7.219	16.733	35.870	31.425	19.080	1'50.327	239,9	16:55'45.044
3	7.104	15.386	35.169	31.676	2'53.080	4'22.415 P	265,8	16:57'35.371
4	7.524	16.450	36.731	30.765	18.435	1'49.905 P	183,4	17:01'57.786
5	7.078	15.494	34.311	30.001	18.198	1'45.082	265,8	17:03'47.691
6	7.079	15.121	34.746	29.838	18.270	1'45.054	265,8	17:05'32.773
7	7.088	15.034	34.304	30.290	2'30.320	3'57.036 P	265,1	17:07'17.827
8	7.311	16.640	35.052	32.074	18.618	1'49.695 P	180,0	17:11'14.863
9	7.079	15.082	34.176	29.767	18.242	1'44.346	265,8	17:13'04.558
10	7.172	17.051	36.734	31.642	4'02.234	5'34.833 P	232,1	17:14'48.904
11	10.402	21.263	39.462	34.214	19.380	2'04.721 P	131,4	17:20'23.737
12	7.215	16.237	35.457	30.816	18.944	1'48.669	254,5	17:22'28.458
13	7.148	15.478	34.487	30.232	18.457	1'45.802	260,7	17:24'17.127
14	7.112	15.162	34.345	30.102	18.141	1'44.862	264,5	17:26'02.929
15	7.093	15.236	34.120	31.863	18.545	1'46.857	265,1	17:27'47.791
								17:29'34.648

2 Krypton Motorsport (1'43.302)

Giro	Seq. 1	Seq. 2	Seq. 3	Seq. 4	Seq. 5	T. Giro	km/h	Local Time
1	8.246	21.309	43.299	36.519	21.241	2'10.614 P		16:53'26.999
2	7.211	15.561	36.010	35.305	18.858	1'52.945		16:55'37.613
3	7.148	15.544	36.402	32.063	18.626	1'49.783		16:57'30.556
4	7.161	15.496	34.662	29.813	18.544	1'45.676		16:59'20.341
5	7.157	15.402	34.468	29.679	18.387	1'45.093		17:01'06.017
6	7.138	15.600	35.060	32.026	2'37.795	4'07.619 P		17:02'51.110
7	8.777	18.788	34.939	29.961	18.522	1'50.987 P		17:06'58.729
8	7.165	15.058	34.311	29.329	18.319	1'44.182		17:08'49.716
9	7.266	17.124	34.698	33.616	8'30.414	10'03.118 P		17:10'33.898
10	7.512	17.139	35.454	18.396	1'49.029 P			17:20'37.016
11	7.149	14.861	34.174	29.216	19.154	1'44.554	261,9	17:22'26.045
12	7.181	15.115	35.398	29.893	18.331	1'45.918		17:24'10.599
13	7.103	14.886	33.981	29.134	18.198	1'43.302		17:25'56.517
14	7.075	14.787	34.014	29.196	19.659	1'44.731		17:27'39.819
								17:29'24.550

39 Ebimotors (1'51.166)

Giro	Seq. 1	Seq. 2	Seq. 3	Seq. 4	Seq. 5	T. Giro	km/h	Local Time
1	10.778	23.290	44.268	36.119	20.037	2'14.492 P	117,2	16:53'32.080
2	7.132	16.780	37.151	31.995	19.266	1'52.324	259,4	16:55'46.572
3	7.090	16.618	36.902	32.151	19.604	1'52.365	270,5	16:57'38.896
4	7.130	16.233	36.779	31.443	19.581	1'51.166	265,8	16:59'31.261
5	7.136	16.157	37.808	35.350	5'18.982	6'55.433 P	267,8	17:01'22.427
6	11.417	21.970	45.706	35.145	21.279	2'15.517 P	130,0	17:08'17.860
7	7.244	18.063	39.318	33.673	20.739	1'59.037	248,7	17:10'33.377
8	7.251	16.846	39.637	33.108	20.387	1'57.229	250,4	17:12'32.444
9	7.308	19.946	42.469	36.621	5'45.191	7'31.535 P	236,7	17:14'29.643
								17:22'01.178

40 Scannicchio Davide (1'53.459)

Giro	Seq. 1	Seq. 2	Seq. 3	Seq. 4	Seq. 5	T. Giro	km/h	Local Time
1	9.827	25.661	48.677	41.798	22.891	2'28.854 P	147,2	17:00'10.175
2	8.683	19.192	39.828	36.334	20.439	2'04.476	211,3	17:02'39.029
3	7.336	16.549	37.744	32.801	19.915	1'54.345	258,2	17:04'43.505
4	7.264	16.214	37.407	32.669	19.905	1'53.459	260,7	17:06'37.850
5	7.252	16.691	40.398	33.528	3'20.856	4'58.725 P	262,6	17:08'31.309
6	8.482	19.186	38.511	32.857	19.724	1'58.760 P	163,7	17:13'30.034
7	7.244	16.894	37.607	32.384	4'02.580	5'36.709 P	263,2	17:15'28.794
8	8.806	21.775	39.762	33.066	20.129	2'03.538 P	151,3	17:21'05.503
9	7.260	17.894	38.778	32.171	20.336	1'56.439	263,2	17:23'09.041
10	7.229	17.050	37.694	33.077	19.796	1'54.846	262,6	17:25'05.480
11	7.261	16.895	37.458	32.136	19.838	1'53.588	261,9	17:27'00.326
12	7.218	16.827	36.778	31.564	22.948	1'55.335	263,9	17:28'53.914
								17:30'49.249

61 Patricola Simone (1'43.303)

Giro	Seq. 1	Seq. 2	Seq. 3	Seq. 4	Seq. 5	T. Giro	km/h	Local Time
1	10.330	20.060	45.327	36.562	20.768	2'13.047 P	142,9	16:55'46.537
2	8.013	16.667	37.879	33.019	27.605	2'03.183	233,7	16:57'59.584
3	13.713	18.402	45.912	37.335	20.976	2'16.338	163,7	17:00'02.767
4	7.907	15.597	35.303	33.294	18.975	1'51.076	236,2	17:02'19.105
5	7.807	15.438	34.481	30.737	18.611	1'47.074	239,3	17:04'10.181
6	7.833	15.140	33.476	30.194	18.169	1'44.812	238,3	17:05'57.255
								17:07'42.067

7	7.773	14.780	33.262	31.321	18.394	1'45.530	240,4	17:09'27.597
8	7.736	14.782	35.575	30.824	18.507	1'47.424	242,0	17:11'15.021
9	7.781	14.768	32.928	29.939	18.011	1'43.427	239,9	17:12'58.448
10	7.763	14.649	32.897	29.869	18.125	1'43.303	240,4	17:14'41.751
11	7.799	17.953	36.354	33.509	4'44.912	6'20.527 P	226,3	17:16'15.021
12	8.298	20.244	40.633	32.858	21.013	2'03.046 P	151,9	17:23'05.324
13	8.380	19.600	36.439	32.620	19.642	1'56.681	220,8	17:25'02.005
14	7.871	15.553	35.331	30.603	18.514	1'47.872	238,8	17:26'49.877

80 Costamagna Marco (1'57.087)

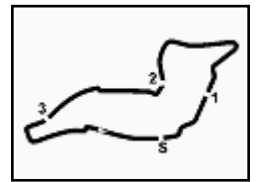
Giro	Seq. 1	Seq. 2	Seq. 3	Seq. 4	Seq. 5	T. Giro	km/h	Local Time
1	9.362	23.073	45.997	39.410	22.965	2'20.807 P	129,2	16:54'54.182
2	8.586	21.991	46.501	39.849	22.331	2'19.258	182,4	16:57'14.989
3	8.506	19.274	41.807	35.140	21.450	2'06.177	189,1	16:59'34.247
4	8.187	18.322	40.193	35.419	21.364	2'03.485	219,9	17:01'40.424
5	8.333	18.517	40.893	38.201	14'09.853	15'55.797 P	199,2	17:03'43.909
6	16.514	28.375	44.266	35.884	21.378	2'26.417 P	99,2	17:05'39.706
7	8.400	18.131	39.805	34.124	20.726	2'01.186	199,7	17:22'06.123
8	8.096	16.943	38.964	33.922	20.326	1'58.251	235,7	17:24'07.309
9	8.038	16.989	38.909	33.797	20.292	1'58.025	235,2	17:26'05.560
10	8.065	16.669	38.501	33.588	20.294	1'57.087	237,2	17:28'03.585
11	8.070	16.770	38.933	36.543	20.663	2'00.979	233,7	17:30'00.672
								17:32'01.651

88 LP Racing (1'39.566)

Giro	Seq. 1	Seq. 2	Seq. 3	Seq. 4	Seq. 5	T. Giro	km/h	Local Time
1	11.242	24.030	46.097	39.967	19.086	2'20.422 P	119,0	16:53'11.510
2	7.021	14.786	33.610	29.531	17.967	1'42.915	265,8	16:55'31.932
3	7.061	16.553	40.523	37.030	18.716	1'59.883	263,2	16:57'14.847
4	7.174	14.882	32.813	28.886	17.796	1'41.551	261,3	16:59'14.730
5	7.119	14.624	32.974	28.940	17.565	1'41.222	261,3	17:00'56.281
6	7.089	15.801	38.093	36.122	2'53.814	4'30.919 P	261,3	17:02'37.503
7	8.837	19.392	37.221	35.417	19.782	2'00.649 P	166,2	17:07'08.422
8	7.258	15.584	35.750	31.376	18.769	1'48.737	257,6	17:09'09.071
9	7.097	15.158	35.224	31.059	18.813	1'47.351	262,6	17:10'57.808
10	7.242	15.674	35.971	31.425	19.383	1'49.695	256,4	17:12'45.159
11	7.275	17.430	36.366	31.902	4'49.989	6'22.962 P	243,1	17:14'34.854
12	8.571	19.962	37.624	32.355	18.144	1'59.883	159,3	17:20'57.816
13	7.084	14.637	33.245	29.381	17.673	1'42.020	262,6	17:22'54.472
14	7.111	14.455	32.889	29.077	17.462	1'40.994	261,3	17:24'36.492
15	7.117	14.349	32.178	28.555	17.367	1'39.566	260,7	17:26'17.486
								17:27'57.052

93 Bamonte Luigi (2'00.949)

Giro	Seq. 1	Seq. 2	Seq. 3	Seq. 4	Seq. 5	T. Giro	km/h	Local Time
1	9.786	29.311	1'01.048	45.053	25.396	2'50.594 P	137,3	16:57'07.762
2	8.283	19.338	42.545	35.471	20.846	2'06.483	201,1	16:59'58.356
3	8.045	17.486	39.681	34.984	20.753	2'00.949	221,2	17:02'04.839
4	8.226	19.085	47.175	38.229	3'46.242	5'38.957 P	195,3	17:04'05.788
5	8.878	20.565	42.215	36.358	22.130	2'10.146 P	152,8	17:09'44.7



Peroni Race Weekend, 14-15-16 Settembre 2018

3H Endurance Champions Cup - Analisi Tempi Prove di Qualificazione

Enzo e Dino Ferrari 4.909 m

2 / 2

4	7.396	16.226	37.774	32.313	19.343	1'53.052	17:11'19.050	2	7.100	16.188	38.110	33.345	19.530	1'54.273	265,1	16:59'22.200
5	7.378	16.284	36.619	31.881	19.489	1'51.651	17:13'10.701	3	7.064	16.566	36.577	31.137	19.408	1'50.752	260,0	17:01'12.952
6	7.397	16.195	36.858	31.979	19.643	1'52.072	17:15'02.773	4	7.073	16.056	36.634	30.928	19.303	1'49.994	265,1	17:03'02.946
7	8.054	23.607	48.866	43.615	3'26.464	5'30.606 P	17:20'33.379	5	7.060	16.004	36.281	30.923	19.145	1'49.413	265,8	17:04'52.359
8	7.999	23.546	49.784	32.795	19.568	2'13.692 P	17:22'47.071	6	7.086	16.255	36.151	30.935	19.031	1'49.458	265,8	17:06'41.817
9	7.290	16.260	36.935	32.098	19.459	1'52.042	17:24'39.113	7	7.063	16.108	36.055	31.352	19.251	1'49.829	265,1	17:08'31.646
10	7.274	16.198	36.782	31.765	19.361	1'51.380	17:26'30.493	8	7.082	16.684	37.848	30.883	19.251	1'51.748	258,8	17:10'23.394
11	7.293	16.285	36.847	31.888	19.266	1'51.579	17:28'22.072	9	7.090	16.328	36.087	30.672	19.144	1'49.321	263,9	17:12'12.715
12	7.260	16.027	37.359	32.080	19.374	1'52.100	17:30'14.172	10	7.032	16.149	36.033	30.861	19.127	1'49.202	264,5	17:14'01.917

403 Prager Thomas (1'48.093)

Giro	Seg. 1	Seg. 2	Seg. 3	Seg. 4	Seg. 5	T. Giro	km/h	Local Time
1	14.179	32.345	50.297	44.807	19.705	2'41.333 P	76,4	16:55'42.231
2	7.203	15.925	36.410	31.331	18.977	1'49.846	264,5	16:57'32.077
3	7.164	15.677	36.095	34.783	21.223	1'54.942	265,8	16:59'27.019
4	7.204	15.799	35.352	30.762	18.976	1'48.093	264,5	17:01'15.112
5	7.210	15.748	36.742	36.208	4'32.521	6'08.429 P	262,6	17:07'23.541
6	8.233	19.681	38.969	33.575	19.598	2'00.056 P	157,5	17:09'23.597
7	7.280	16.454	38.529	34.706	19.371	1'56.340	251,0	17:11'19.937
8	7.247	16.713	37.145	31.958	19.505	1'52.568	248,7	17:13'12.505
9	7.249	16.515	37.011	37.955	3'13.532	4'52.262 P	255,7	17:18'04.767
10	10.688	35.152	1'22.920	35.125	20.087	3'03.972 P	108,9	17:21'08.739
11	7.341	18.518	37.634	34.191	20.236	1'57.920	237,2	17:23'06.659
12	7.368	17.569	37.536	32.324	19.506	1'54.303	226,3	17:25'00.962
13	7.220	16.587	37.578	31.839	19.469	1'52.693	261,9	17:26'53.655
14	7.208	16.416	36.859	31.534	19.387	1'51.404	262,6	17:28'45.059
15	7.221	16.451	36.484	32.206	5'39.360	7'11.722 P	247,0	17:35'56.781

426 Neuhofer Markus (1'52.500)

Giro	Seg. 1	Seg. 2	Seg. 3	Seg. 4	Seg. 5	T. Giro	km/h	Local Time
1	9.131	21.419	40.891	33.790	20.023	2'05.254 P	153,0	16:54'13.477
2	7.417	16.639	37.447	32.455	19.360	1'53.318	248,7	16:56'18.731
3	7.379	16.408	37.254	32.217	19.491	1'52.749	251,0	16:58'12.049
4	7.367	16.611	37.520	31.693	19.326	1'52.517	253,3	17:00'04.798
5	7.383	16.551	36.970	32.359	19.237	1'52.500	251,6	17:01'57.315
6	7.343	17.494	42.540	38.139	4'18.644	6'04.160 P	256,4	17:03'49.815
7	8.690	18.730	38.461	33.416	20.094	1'59.391 P	163,4	17:09'53.975
8	7.613	16.818	37.591	32.399	19.416	1'53.837	209,2	17:11'53.366
9	7.563	16.658	37.848	33.094	19.612	1'54.775	210,5	17:13'47.203
10	7.760	25.601	41.041	49.467	2'56.974	5'00.843 P	193,2	17:15'41.978
11	7.413	17.640	38.186	32.735	19.340	1'55.314 P	174,5	17:20'42.821
12	7.536	16.830	37.802	32.359	19.524	1'54.051	216,8	17:22'38.135
13	7.466	16.578	37.764	32.253	19.275	1'53.336	234,7	17:24'32.186
14	7.450	16.544	37.586	32.080	19.556	1'53.216	226,3	17:26'25.522
15	7.444	16.494	37.705	31.989	19.418	1'53.050	234,7	17:28'18.738

620 Speck Hermann (1'46.514)

Giro	Seg. 1	Seg. 2	Seg. 3	Seg. 4	Seg. 5	T. Giro	km/h	Local Time
1	9.570	21.377	40.993	36.293	18.937	2'07.170 P	142,5	16:52'11.296
2	7.079	16.470	35.167	30.307	18.613	1'47.636	262,6	16:54'18.466
3	7.122	15.423	35.049	30.400	18.630	1'46.624	258,2	16:56'06.102
4	7.035	16.223	36.256	30.328	18.595	1'48.437	271,1	16:57'52.726
5	7.052	15.580	34.789	30.480	18.613	1'46.514	269,1	16:59'41.163

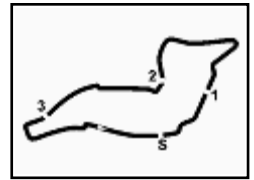
625 Zumstein Philipp (1'51.685)

Giro	Seg. 1	Seg. 2	Seg. 3	Seg. 4	Seg. 5	T. Giro	km/h	Local Time
1	8.929	22.748	44.306	36.947	21.063	2'13.993 P	137,3	16:53'41.586
2	7.311	17.535	38.605	33.086	19.688	1'56.225	240,4	16:55'55.579
3	7.103	16.683	38.122	33.030	19.560	1'54.498	260,0	16:57'51.804
4	7.117	16.753	37.691	32.903	19.468	1'53.932	256,4	16:59'46.302
5	7.118	16.786	37.324	33.460	2'23.388	3'58.076 P	253,9	17:01'40.234
6	8.123	18.974	37.999	32.911	19.402	1'57.409 P	161,2	17:05'38.310
7	7.111	16.636	37.166	33.357	19.595	1'53.865	260,0	17:07'35.719
8	7.087	16.366	36.891	32.026	19.315	1'51.685	265,8	17:09'29.584
9	7.092	16.551	36.765	32.138	19.300	1'51.846	256,4	17:11'21.269
10	7.116	16.679	36.858	32.292	19.242	1'52.187	242,0	17:13'13.115
11	7.257	22.539	41.599	36.033	15'11.113	16'58.541 P	220,3	17:15'05.302

630 Neumann Heiko (1'42.331)

Giro	Seg. 1	Seg. 2	Seg. 3	Seg. 4	Seg. 5	T. Giro	km/h	Local Time
1	7.156	16.703	37.882	32.287	19.668	1'53.696	261,9	16:55'34.231

14/09/2018 P = Box In/Out - C = Tempo Invalidato



Peroni Race Weekend, 14-15-16 Settembre 2018
3H Endurance Champions Cup - Velocità Prove di Qualificazione

Enzo e Dino Ferrari 4.909 m

MIGLIOR GIRO

1	88 LP RACING	Norma M20FC	1'39.566
2	630 NEUMANN HEIKO	Porsche 997 GT3 R	1'42.331
3	2 KRYPTON MOTORSPORT	Mercedes GT AMG	1'43.302
4	61 PATRINICOLA SIMONE	Liaier JS 53	1'43.303
5	1 MDC SPORTS	Mercedes GT AMG	1'44.346
6	620 SPECK HERMANN	Porsche 997 GT3 R	1'46.514
7	403 PRAGER THOMAS	Porsche 997 GT3 Cup	1'48.093
8	39 EBIMOTORS	Porsche 997 GT3 Cup	1'51.166
9	402 IRXENMEIER FRANZ	Porsche 997 GT3 Cup	1'51.380
10	625 ZUMSTEIN PHILIPP	Mercedes SLS AMG GT3	1'51.685
11	426 NEUHOFER MARKUS	Porsche 991 GT3 Cup	1'52.500
12	40 SCANNICCHIO DAVIDE	Porsche 991 GT3 Cup	1'53.459
13	80 COSTAMAGNA MARCO	Seat Leon Cup Racer	1'57.087
14	93 BAMONTE LUIGI	Honda Civic TCR	2'00.949
15	206 SONTHEIMER ANDREAS	Porsche 996 GT3	2'05.396

SPEED

1	620 SPECK HERMANN	Porsche 997 GT3 R	271.1
2	39 EBIMOTORS	Porsche 997 GT3 Cup	270.5
3	630 NEUMANN HEIKO	Porsche 997 GT3 R	267.8
4	625 ZUMSTEIN PHILIPP	Mercedes SLS AMG GT3	265.8
5	1 MDC SPORTS	Mercedes GT AMG	265.8
6	403 PRAGER THOMAS	Porsche 997 GT3 Cup	265.8
7	88 LP RACING	Norma M20FC	265.8
8	40 SCANNICCHIO DAVIDE	Porsche 991 GT3 Cup	263.9
9	2 KRYPTON MOTORSPORT	Mercedes GT AMG	261.9
10	426 NEUHOFER MARKUS	Porsche 991 GT3 Cup	256.4
11	61 PATRINICOLA SIMONE	Liaier JS 53	242.0
12	80 COSTAMAGNA MARCO	Seat Leon Cup Racer	237.2
13	206 SONTHEIMER ANDREAS	Porsche 996 GT3	228.2
14	93 BAMONTE LUIGI	Honda Civic TCR	221.2
15	402 IRXENMEIER FRANZ	Porsche 997 GT3 Cup	161.9

SEG. 1

1	630 NEUMANN HEIK	7.010
2	88 LP RACING	7.021
3	620 SPECK HERMAN	7.035
4	2 KRYPTON MOTO	7.075
5	1 MDC SPORTS	7.078
6	625 ZUMSTEIN PHILI	7.087
7	39 EBIMOTORS	7.090
8	403 PRAGER THOMA	7.164
9	40 SCANNICCHIO D	7.218
10	402 IRXENMEIER FR	7.260
11	426 NEUHOFER MAR	7.343
12	61 PATRINICOLA SI	7.736
13	206 SONTHEIMER AN	8.012
14	80 COSTAMAGNA M	8.038
15	93 BAMONTE LUIGI	8.045

SEG. 2

1	88 LP RACING	14.349
2	630 NEUMANN HEIK	14.618
3	61 PATRINICOLA SI	14.649
4	2 KRYPTON MOTO	14.787
5	1 MDC SPORTS	15.034
6	620 SPECK HERMAN	15.423
7	403 PRAGER THOMA	15.677
8	402 IRXENMEIER FR	16.027
9	39 EBIMOTORS	16.157
10	40 SCANNICCHIO D	16.214
11	426 NEUHOFER MAR	16.298
12	625 ZUMSTEIN PHILI	16.366
13	80 COSTAMAGNA M	16.669
14	93 BAMONTE LUIGI	17.486
15	206 SONTHEIMER AN	18.732

SEG. 3

1	88 LP RACING	32.178
2	61 PATRINICOLA SI	32.897
3	630 NEUMANN HEIK	33.429
4	2 KRYPTON MOTO	33.981
5	1 MDC SPORTS	34.120
6	620 SPECK HERMAN	34.789
7	403 PRAGER THOMA	35.352
8	402 IRXENMEIER FR	36.619
9	625 ZUMSTEIN PHILI	36.765
10	40 SCANNICCHIO D	36.778
11	39 EBIMOTORS	36.779
12	426 NEUHOFER MAR	36.970
13	80 COSTAMAGNA M	38.501
14	93 BAMONTE LUIGI	39.681
15	206 SONTHEIMER AN	40.996

SEG. 4

1	88 LP RACING	28.555
2	630 NEUMANN HEIK	28.859
3	2 KRYPTON MOTO	29.134
4	1 MDC SPORTS	29.767
5	61 PATRINICOLA SI	29.869
6	620 SPECK HERMAN	30.307
7	403 PRAGER THOMA	30.762
8	39 EBIMOTORS	31.443
9	40 SCANNICCHIO D	31.564
10	426 NEUHOFER MAR	31.693
11	402 IRXENMEIER FR	31.765
12	625 ZUMSTEIN PHILI	32.026
13	80 COSTAMAGNA M	33.558
14	93 BAMONTE LUIGI	34.984
15	206 SONTHEIMER AN	35.687

SEG. 5

1	88 LP RACING	17.367
2	630 NEUMANN HEIK	17.977
3	61 PATRINICOLA SI	18.011
4	1 MDC SPORTS	18.141
5	2 KRYPTON MOTO	18.198
6	620 SPECK HERMAN	18.595
7	403 PRAGER THOMA	18.976
8	426 NEUHOFER MAR	19.237
9	625 ZUMSTEIN PHILI	19.242
10	39 EBIMOTORS	19.266
11	402 IRXENMEIER FR	19.266
12	40 SCANNICCHIO D	19.724
13	80 COSTAMAGNA M	20.292
14	93 BAMONTE LUIGI	20.753
15	206 SONTHEIMER AN	21.547

