

# ENDURANCE P9 CH./SPORTS CAR CH.

## Peroni Racing Weekend Monza 1-2-3 Ottobre 2021

### Race (1 Hour)


### Starting Grid

2:03.761 Christian WIMBERGER	210	- 6 -		
1:54.366 <b>Niclas KRY</b>	Giti Tire Motorsport by WS 721	- 5 -	421	1:58.449 Franz STEGMANN
1:52.912 Richard KAULITZ	629	- 4 -	620 GFS Racing Team	1:53.504 <b>Janos SANTA</b>
1:50.869 <b>Alois RIEDER</b>	DB Motorsport 569	- 3 -	520 DB Motorsport	1:50.947 <b>Hermann SPECK</b>
1:46.744 <b>Stephan RUPP</b>	T2 Racing 5	- 2 -	622	1:50.741 Bernhard LÖFFLER
1:45.798 Fritz KREUTZPOINTNER	806	- 1 -	623 HP Racing International	1:45.904 Gerhard TWEASER

Pole



Stewards:	Timekeeper: Rapi Andrea
-----------	----------------------------



# ENDURANCE P9 CH./SPORTS CAR CH.

## Peroni Racing Weekend Monza 1-2-3 Ottobre 2021

### Race (1 Hour)

### Classification

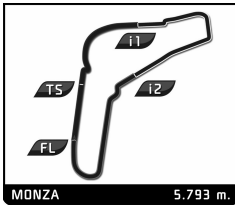
No Drivers	Team	Car	Cl.	Laps	Total Time	Gap	Kph	Best Lap		
								Lap	Time	Kph
1 623 G. TWEASER / M. COACH	HP Racing International	Lamborghini Huracan GT3 EVO	6	31	<b>1:00:07.386</b>	-	179.2	14	<b>1:46.454</b>	195.9
2 5 S. RUPP	T2 Racing	Ligier LMP3 JS P3	7	31	<b>1:00:13.817</b>	+6.431	178.9	12	<b>1:48.457</b>	192.3
3 622 B. LÖFFLER		Lamborghini Huracan GT3 EVO	6	31	<b>1:01:26.603</b>	+1:19.217	175.4	19	<b>1:51.280</b>	187.4
4 806 F. KREUTZPOINTNER		Porsche 997 GT2	8	31	<b>1:01:41.861</b>	+1:34.475	174.6	3	<b>1:48.663</b>	191.9
5 520 H. SPECK	DB Motorsport	Porsche 991 GT3 R Gen I	5b	31	<b>1:01:53.436</b>	+1:46.050	174.1	9	<b>1:51.634</b>	186.8
6 721 N. KRY	Giti Tire Motorsport by WS	Norma LMP3 M30	7	30	<b>1:00:35.869</b>	1 Lap	172.1	28	<b>1:50.127</b>	189.4
7 620 J. SANTA	GFS Racing Team	Aston Martin Vantage V12 GT3	6	30	<b>1:01:42.559</b>	1 Lap	169.0	14	<b>1:55.366</b>	180.8
8 421 F. STEGMANN		Porsche 997 GT3 Cup Gen II	4	28	<b>1:01:21.996</b>	3 Laps	158.6	21	<b>1:58.021</b>	176.7
9 210 A. OBER / C. WIMBERGER		Cayman GT4	2	27	<b>1:01:02.688</b>	4 Laps	153.7	8	<b>2:03.801</b>	168.5
<b>Not classified</b>										
569 A. RIEDER	DB Motorsport	Porsche 991 GT3 R Gen I	5b	11	<b>22:41.520</b>			7	<b>1:54.247</b>	182.5
629 R. KAULITZ / K. OSTENRIEDER		Renault RS 01	6							

<b>Pole Position:</b>	Fritz KREUTZPOINTNER	<b>1:45.798</b>	197.1 Kph
<b>Fastest Lap:</b>	Lap 14 Gerhard TWEASER	<b>1:46.454</b>	195.9 Kph

Published at: .....

Track Status: **DRY**

<b>Race Director:</b> Fondacci Fabrizio	<b>Timekeeper:</b> Rapi Andrea
--	-----------------------------------



## ENDURANCE P9 CH./SPORTS CAR CH.

### Peroni Racing Weekend Monza 1-2-3 Ottobre 2021

#### Race (1 Hour)


#### Classification by Class

No Drivers	Team	Car	Laps	Total Time	Gap	Kph	Best Lap		
							Lap	Time	Kph
<b>2</b>									
1 210 A. OBER / C. WIMBERGER		Cayman GT4	27	1:01:02.688		153.7	8	2:03.801	168.5
<b>4</b>									
1 421 F. STEGMANN		Porsche 997 GT3 Cup Gen II	28	1:01:21.996		158.6	21	1:58.021	176.7
<b>5b</b>									
1 520 H. SPECK	DB Motorsport	Porsche 991 GT3 R Gen I	31	1:01:53.436		174.1	9	1:51.634	186.8
■ <i>Not classified</i>									
569 A. RIEDER	DB Motorsport	Porsche 991 GT3 R Gen I	11	22:41.520			7	1:54.247	182.5
<b>6</b>									
1 623 G. TWEASER / M. COACH	HP Racing International	Lamborghini Huracan GT3 EVO	31	1:00:07.386		179.2	14	1:46.454	195.9
2 622 B. LÖFFLER		Lamborghini Huracan GT3 EVO	31	1:01:26.603	+1'19.217	175.4	19	1:51.280	187.4
3 620 J. SANTA	GFS Racing Team	Aston Martin Vantage V12 GT3	30	1:01:42.559	1 Lap	169.0	14	1:55.366	180.8
■ <i>Not classified</i>									
629 R. KAULITZ / K. OSTENRIEDER		Renault RS 01							
<b>7</b>									
1 5 S. RUPP	T2 Racing	Ligier LMP3 JS P3	31	1:00:13.817		178.9	12	1:48.457	192.3
2 721 N. KRY	Giti Tire Motorsport by WS	Norma LMP3 M30	30	1:00:35.869	1 Lap	172.1	28	1:50.127	189.4
<b>8</b>									
1 806 F. KREUTZPOINTNER		Porsche 997 GT2	31	1:01:41.861		174.6	3	1:48.663	191.9

Published at: .....

Track Status: **DRY**

<b>Race Director:</b> Fondacci Fabrizio	<b>Timekeeper:</b> Rapi Andrea
--	-----------------------------------



# ENDURANCE P9 CH./SPORTS CAR CH.


## Peroni Racing Weekend Monza 1-2-3 Ottobre 2021

### Race

### Lap Chart

		Lap																																
No	Pos	Grid	1	2	3	4	5	6	7	8	9	10	11	12	13	14	15	16	17	18	19	20	21	22	23	24	25	26	27	28	29	30	31	
806	1	806	806	806	806	806	806	806	623	623	623	623	623	623	623	623	623	623	623	5	623	623	623	623	623	623	623	623	623	623	623	623	623	623
623	2	623	623	623	623	623	623	623	806	806	806	806	806	806	806	806	806	5	5	623	806	806	806	806	806	806	806	806	806	5	5	5	5	5
5	3	5	5	5	5	5	5	5	5	5	5	5	5	5	5	5	5	806	806	806	5	5	5	5	5	5	5	5	806	806	806	806	622	
622	4	622	520	520	520	520	520	520	520	520	520	520	520	520	520	520	520	520	622	622	622	622	622	622	622	622	622	622	622	622	622	622	622	806
569	5	569	622	622	622	622	622	622	622	622	622	622	622	622	622	721	620	622	520	520	520	520	520	520	520	520	520	520	520	520	520	520	520	
520	6	520	721	721	721	721	721	721	721	721	721	721	721	721	721	620	622	721	721	721	721	721	721	721	721	721	721	721	721	721	721	721	721	
629	7	629	620	620	569	569	569	569	569	569	569	569	569	620	620	622	721	620	620	620	620	620	620	620	620	620	620	620	620	620	620	620	620	
620	8	620	210	569	620	620	620	620	620	620	620	620	620	210	210	210	210	210	421	421	421	421	421	421	421	421	421	421	421	421	421	421	421	
721	9	721	569	210	210	210	210	210	210	210	210	210	210	421	421	421	421	421	210	210	210	210	210	210	210	210	210	210	210	210	210	210	210	
421	10	421	421	421	421	421	421	421	421	421	421	421	421	421	421	421	421	421	210	210	210	210	210	210	210	210	210	210	210	210	210	210	210	
210	11	210																																






## ENDURANCE P9 CH./SPORTS CAR CH.

### Peroni Racing Weekend Monza 1-2-3 Ottobre 2021

#### Race

#### Best Sector Times

Sector 1		Sector 2		Sector 3		No Team	Class	Ideal Lap	Best Lap
No Driver	Time	No Driver	Time	No Driver	Time				
1 806 F.KREUTZPOINTNER	33.514	623 G.TWEASER	36.230	623 G.TWEASER	36.612	1 623 HP Racing International	6	1:46.454	1:46.454 (1)
2 623 G.TWEASER	33.612	5 S.RUPP	36.691	5 S.RUPP	37.410	2 5 T2 Racing	7	1:48.107	1:48.457 (2)
3 5 S.RUPP	34.006	806 F.KREUTZPOINTNER	37.294	721 N.KRY	37.632	3 806	8	1:48.474	1:48.663 (3)
4 622 B.LÖFFLER	34.269	721 N.KRY	37.395	806 F.KREUTZPOINTNER	37.666	4 721 Giti Tire Motorsport by WS	7	1:50.030	1:50.127 (4)
5 520 H.SPECK	34.796	622 B.LÖFFLER	37.945	520 H.SPECK	38.337	5 622	6	1:51.025	1:51.280 (5)
6 721 N.KRY	35.003	520 H.SPECK	38.132	622 B.LÖFFLER	38.811	6 520 DB Motorsport	5b	1:51.265	1:51.634 (6)
7 569 A.RIEDER	35.697	569 A.RIEDER	38.757	620 J.SANTA	39.380	7 569 DB Motorsport	5b	1:54.099	1:54.247 (7)
8 421 F.STEGMANN	35.899	620 J.SANTA	39.239	569 A.RIEDER	39.645	8 620 GFS Racing Team	6	1:54.910	1:55.366 (8)
9 620 J.SANTA	36.291	421 F.STEGMANN	40.325	421 F.STEGMANN	40.785	9 421	4	1:57.009	1:58.021 (9)
10 210 C.WIMBERGER	38.760	210 C.WIMBERGER	42.001	210 C.WIMBERGER	42.717	10 210	2	2:03.478	2:03.801 (10)




## ENDURANCE P9 CH./SPORTS CAR CH.

### Peroni Racing Weekend Monza 1-2-3 Ottobre 2021

#### Race

#### Best Top Speed

Team	Car	Class	Top Speed	Top 1		Top 2		Top 3		Top 4		Top 5		
				Kph	Lap	Kph	Lap	Kph	Lap	Kph	Lap	Kph	Lap	Avg
623 HP Racing International	Lamborghini Huracan GT3 EVO	6	G. TWEASER	286.1	15	285.4	14	285.4	7	285.4	6	284.6	4	285,4
622	Lamborghini Huracan GT3 EVO	6	B. LÖFFLER	283.1	23	282.4	20	282.4	18	281.7	22	281.7	11	282,3
806	Porsche 997 GT2	8	F. KREUTZPOINTNER	280.2	4	278.8	10	276.6	5	275.9	19	273.9	25	277,1
5 T2 Racing	Ligier LMP3 JS P3	7	S. RUPP	278.8	29	278.8	24	278.1	31	278.1	23	278.1	21	278,4
520 DB Motorsport	Porsche 991 GT3 R Gen I	5b	H. SPECK	275.2	12	273.9	9	273.9	5	273.2	22	273.2	13	273,9
721 Giti Tire Motorsport by WS	Norma LMP3 M30	7	N. KRY	271.8	29	271.8	14	271.8	13	271.8	12	270.4	16	271,5
620 GFS Racing Team	Aston Martin Vantage V12 GT3	6	J. SANTA	261.3	4	260.1	14	260.1	13	260.1	11	260.1	8	260,3
421	Porsche 997 GT3 Cup Gen II	4	F. STEGMANN	260.7	18	257.6	15	257.6	6	257.0	23	255.2	21	257,6
569 DB Motorsport	Porsche 991 GT3 R Gen I	5b	A. RIEDER	258.9	7	252.3	9	250.5	3	246.0	5	246.0	4	250,7
210	Cayman GT4	2	C. WIMBERGER	250.5	13	250.5	9	249.9	11	249.9	8	249.9	7	250,1
629	Renault RS 01	6												



## ENDURANCE P9 CH./SPORTS CAR CH.

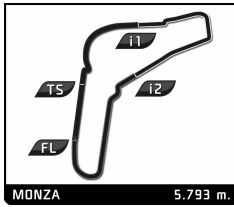
### Peroni Racing Weekend Monza 1-2-3 Ottobre 2021

### Race

### Fastest Lap Sequence

Elapsed	No Team	Car	Class	Driver	Time	Kph	Lap
5:05.878	<b>806</b>	Porsche 997 GT2	8	Fritz KREUTZPOINTNER	<b>3:15.667</b>	106.6	2
5:06.276	<b>623</b> HP Racing International	Lamborghini Huracan GT3 EVO	6	Gerhard TWEASER	<b>3:15.623</b>	106.6	2
5:09.463	<b>5</b> T2 Racing	Ligier LMP3 JS P3	7	<b>Stephan RUPP</b>	<b>3:13.175</b>	108.0	2
5:10.669	<b>520</b> DB Motorsport	Porsche 991 GT3 R Gen I	5b	<b>Hermann SPECK</b>	<b>3:10.932</b>	109.2	2
5:10.976	<b>622</b>	Lamborghini Huracan GT3 EVO	6	<b>Bernhard LÖFFLER</b>	<b>3:07.741</b>	111.1	2
5:12.279	<b>721</b> Giti Tire Motorsport by WS	Norma LMP3 M30	7	<b>Niclas KRY</b>	<b>3:05.104</b>	112.7	2
5:14.579	<b>569</b> DB Motorsport	Porsche 991 GT3 R Gen I	5b	<b>Alois RIEDER</b>	<b>2:57.523</b>	117.5	2
6:54.541	<b>806</b>	Porsche 997 GT2	8	Fritz KREUTZPOINTNER	<b>1:48.663</b>	191.9	3
6:54.860	<b>623</b> HP Racing International	Lamborghini Huracan GT3 EVO	6	Gerhard TWEASER	<b>1:48.584</b>	192.1	3
15:57.570	<b>623</b> HP Racing International	Lamborghini Huracan GT3 EVO	6	Gerhard TWEASER	<b>1:47.146</b>	194.6	8
17:44.365	<b>623</b> HP Racing International	Lamborghini Huracan GT3 EVO	6	Gerhard TWEASER	<b>1:46.795</b>	195.3	9
19:30.948	<b>623</b> HP Racing International	Lamborghini Huracan GT3 EVO	6	Gerhard TWEASER	<b>1:46.583</b>	195.7	10
26:38.817	<b>623</b> HP Racing International	Lamborghini Huracan GT3 EVO	6	Gerhard TWEASER	<b>1:46.454</b>	195.9	14





# ENDURANCE P9 CH./SPORTS CAR CH.


## Peroni Racing Weekend Monza 1-2-3 Ottobre 2021

### Race

### Analysis by lap

Lapped  

No	Lap Time	Gap	No	Lap Time	Gap	No	Lap Time	Gap	No	Lap Time	Gap	No	Lap Time	Gap
Lap 1														
806	1:50.211	0.000	620	1:56.523	34.760	520	1:51.790	39.052						
623	1:50.653	0.442	<span style="background-color: #000080; color: white;">421</span>	2:04.297	1 Lap	622	1:51.797	40.845						
5	1:56.288	6.077	210	2:04.797	59.684	721	1:52.497	54.200						
Lap 2														
806	3:15.667													
623	3:15.623	0.398												
5	3:13.175	3.585												
Lap 3														
806	1:48.663													
623	1:48.584	0.319												
5	1:54.081	9.003												
Lap 4														
806	1:48.847													
623	1:48.776	0.248												
5	1:50.424	10.580												
Lap 5														
806	1:48.939													
623	1:48.926	0.235												
5	1:49.857	11.498												
Lap 6														
806	1:49.056													
623	1:49.066	0.245												
5	1:50.039	12.481												
Lap 7														
623	1:48.796													
806	1:49.345	0.304												
5	1:49.110	12.550												
Lap 8														
623	1:47.146													
806	1:49.677	2.835												
5	1:49.897	15.301												
Lap 9														
623	1:46.795													
806	1:49.196	5.236												
5	1:49.098	17.604												
Lap 10														
623	1:46.583													
806	1:49.092	7.745												
<span style="background-color: #000080; color: white;">210</span>	2:04.779	1 Lap												
Lap 11														
623	1:46.689													
<span style="background-color: #000080; color: white;">421</span>	1:59.809	2 Laps												
806	1:49.572	10.628												
Lap 12														
623	1:47.616													
806	1:49.275	12.287												
<span style="background-color: #000080; color: white;">421</span>	1:59.740	2 Laps												
Lap 13														
623	1:47.110													
806	1:49.669	14.846												
5	1:50.166	25.596												
Lap 14														
623	1:46.454													
806	1:49.420	17.812												
5	1:48.719	27.861												
Lap 15														
623	1:48.996													
<span style="background-color: #000080; color: white;">721</span>	2:27.564	1 Lap												
620	1:55.366	1 Lap												
Lap 16														
623	1:47.325													
<span style="background-color: #000080; color: white;">210</span>	2:11.502	2 Laps												
<span style="background-color: #000080; color: white;">620</span>	2:04.653	1 Lap												
Lap 17														
623	1:54.990													
<span style="background-color: #000080; color: white;">721</span>	4:01.384	2 Laps												
5	1:49.654	24.185												
Lap 18														
5	2:01.075													
<span style="background-color: #000080; color: white;">210</span>	4:55.009	3 Laps												
<span style="background-color: #000080; color: white;">622</span>	1:51.877	1 Lap												
Lap 19														
623	1:51.258													
<span style="background-color: #000080; color: white;">721</span>	1:51.753	1 Lap												
806	1:50.030	18.183												
Lap 20														
623	1:51.279													
<span style="background-color: #000080; color: white;">721</span>	1:51.734	1 Lap												
806	1:49.558	16.462												
Lap 21														
623	1:50.886													
<span style="background-color: #000080; color: white;">210</span>	2:09.634	3 Laps												
806	1:50.249	15.825												
Lap 22														
623	1:50.301													
<span style="background-color: #000080; color: white;">421</span>	1:59.005	3 Laps												
806	1:50.212	15.736												
Lap 23														
623	1:50.944													
<span style="background-color: #000080; color: white;">421</span>	1:58.880	3 Laps												
806	1:50.449	15.241												
Lap 24														
623	1:51.396													
806	1:51.354	15.199												
<span style="background-color: #000080; color: white;">421</span>	1:58.021	3 Laps												
Lap 25														
623	1:51.191													
806	1:51.051	15.059												
5	1:49.743	15.655												
Lap 26														
<span style="background-color: #000080; color: white;">421</span>	1:59.877	3 Laps												
<span style="background-color: #000080; color: white;">721</span>	1:51.670	1 Lap												
<span style="background-color: #000080; color: white;">620</span>	1:56.528	1 Lap												



## ENDURANCE P9 CH./SPORTS CAR CH.

### Peroni Racing Weekend Monza 1-2-3 Ottobre 2021

#### Race

#### Analysis by lap

Lapped ■

No	Lap Time	Gap	No	Lap Time	Gap	No	Lap Time	Gap	No	Lap Time	Gap	No	Lap Time	Gap
623	1:51.081		721	1:50.458	1 Lap									
806	1:50.967	14.945	210	2:08.202	4 Laps									
5	1:50.788	15.362	421	1:58.979	3 Laps									
721	1:52.071	1 Lap	622	1:51.845	1:19.217									
421	1:59.227	3 Laps	806	2:07.273	1:34.475									
620	1:56.028	1 Lap	620	1:56.262	1 Lap									
622	1:51.845	1:13.714	520	1:53.190	1:46.050									
520	1:52.842	1:35.388												
210	2:07.171	3 Laps												

#### Lap 27

623	1:50.782	
5	1:50.652	15.232
806	2:01.845	26.008
721	1:51.500	1 Lap
421	1:59.958	3 Laps
620	1:57.005	1 Lap
622	1:52.808	1:15.740
520	1:53.732	1:38.338

#### Lap 28

623	1:51.467	
210	2:07.494	4 Laps
5	1:48.954	12.719
721	1:51.450	1 Lap
806	2:10.154	44.695
421	1:59.418	3 Laps
622	1:52.336	1:16.609
620	1:56.021	1 Lap
520	1:53.181	1:40.052

#### Lap 29


623	1:50.957	
5	1:48.608	10.370
210	2:08.811	4 Laps
721	1:50.127	1 Lap
421	2:00.539	3 Laps
806	2:08.569	1:02.307
622	1:51.729	1:17.381
620	1:55.466	1 Lap
520	1:53.163	1:42.258

#### Lap 30

623	1:50.571	
5	1:48.759	8.558
721	1:51.713	1 Lap
210	2:09.486	4 Laps
421	1:58.160	3 Laps
806	2:06.393	1:18.129
622	1:51.489	1:18.299
620	1:56.016	1 Lap
520	1:52.100	1:43.787

#### Lap 31

623	1:50.927	
5	1:48.800	6.431



# ENDURANCE P9 CH./SPORTS CAR CH.

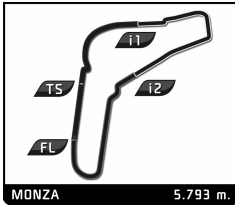
## Peroni Racing Weekend Monza 1-2-3 Ottobre 2021

### Race

### Sector Analysis

— Invalidated Lap    ■ Personal Best    ■ Session Best    B Crossing the pit lane

Lap	D	Time	Sector 1	Sector 2	Sector 3	T.Spd	Elapsed	Lap	D	Time	Sector 1	Sector 2	Sector 3	T.Spd	Elapsed	
<b>5</b>	<b>T2 Racing</b>															
	1.Stephane RUPP															
	Ligier LMP3 JS P3 7															
	1	1	1:56.288	36.537	37.920	41.831		1:56.288	19	1	2:09.211	39.592	44.574	45.045	242.7	43:55.004
	2	1	3:13.175	56.955	1:11.979	1:04.241	121.5	5:09.463	20	1	2:09.746	39.645	44.564	45.537	229.9	46:04.750
	3	1	1:54.081	35.620	39.922	38.539	242.7	7:03.544	21	1	2:08.965	39.550	43.245	46.170	243.2	48:13.715
	4	1	1:50.424	34.607	37.726	38.091	262.6	8:53.968	22	1	2:07.809	39.457	43.526	44.826	249.4	50:21.524
	5	1	1:49.857	34.562	37.348	37.947	269.1	10:43.825	23	1	2:07.171	39.440	43.405	44.326	234.3	52:28.695
	6	1	1:50.039	34.367	37.688	37.984	263.2	12:33.864	24	1	2:07.494	39.385	43.421	44.688	241.1	54:36.189
	7	1	1:49.110	34.269	37.268	37.573	263.2	14:22.974	25	1	2:08.811	39.568	44.128	45.115	245.4	56:45.000
	8	1	1:49.897	34.128	37.981	37.788	272.5	16:12.871	26	1	2:09.486	39.757	44.331	45.398	241.6	58:54.486
	9	1	1:49.098	34.374	36.974	37.750	271.1	18:01.969	27	1	2:08.202	39.484	43.827	44.891	243.2	1:01:02.688
	10	1	1:48.672	34.210	36.722	37.740	270.4	19:50.641								
	11	1	1:48.695	34.356	36.738	37.601	258.9	21:39.336								
	12	1	<b>1:48.457</b>	34.263	36.751	37.443	266.5	23:27.793								
	13	1	1:50.166	35.084	37.467	37.615	227.4	25:17.959								
	14	1	1:48.719	34.280	36.918	37.521	273.9	27:06.678								
	15	1	1:48.833	34.394	36.918	37.521	269.8	28:55.511								
	16	1	1:49.148	34.307	37.153	37.688	271.8	30:44.659								
	17	1	1:49.654	34.626	37.258	37.770	267.8	32:34.313								
	18	1	2:01.075 <b>B</b>	34.435	37.898	48.742	258.2	34:35.388								
19	1	3:48.017	2:31.709	38.330	37.978	219.6	38:23.405									
20	1	1:49.061	34.515	36.927	37.619	277.3	40:12.466									
21	1	1:48.478	34.195	<b>36.691</b>	37.592	278.1	42:00.944									
22	1	1:49.100	34.262	37.150	37.688	275.9	43:50.044									
23	1	1:48.510	34.256	36.844	<b>37.410</b>	278.1	45:38.554									
24	1	1:48.959	34.232	36.962	37.765	278.8	47:27.513									
25	1	1:49.743	34.621	36.980	38.142	265.2	49:17.256									
26	1	1:50.788	34.690	37.356	38.742	254.6	51:08.044									
27	1	1:50.652	34.295	37.853	38.504	277.3	52:58.696									
28	1	1:48.954	34.303	37.052	37.599	272.5	54:47.650									
29	1	1:48.608	<b>34.006</b>	36.978	37.624	278.8	56:36.258									
30	1	1:48.759	34.199	36.881	37.679	275.2	58:25.017									
31	1	1:48.800	34.140	36.952	37.708	278.1	1:00:13.817									
<b>421</b>	<b>Porsche 997 GT3 Cup Gen II</b>															
	1.Franz STEGMANN															
	Porsche 997 GT3 Cup Gen II 4															
	1	1	3:45.295 <b>B</b>	1:04.848	1:08.190	1:32.257		3:45.295	19	1	2:09.211	39.592	44.574	45.045	242.7	43:55.004
	2	1	3:30.463	1:55.371	49.270	45.822	119.3	7:15.758	20	1	2:09.746	39.645	44.564	45.537	229.9	46:04.750
	3	1	2:05.549	38.783	43.067	43.699	230.8	9:21.307	21	1	2:08.965	39.550	43.245	46.170	243.2	48:13.715
	4	1	2:04.297	38.053	43.032	43.212	231.3	11:25.604	22	1	2:07.809	39.457	43.526	44.826	249.4	50:21.524
	5	1	2:02.572	37.426	42.123	43.023	250.5	13:28.176	23	1	2:07.171	39.440	43.405	44.326	234.3	52:28.695
	6	1	1:59.438	36.434	41.470	41.534	257.6	15:27.614	24	1	2:07.494	39.385	43.421	44.688	241.1	54:36.189
	7	1	2:00.678	36.686	41.132	42.860	250.5	17:28.292	25	1	2:08.811	39.568	44.128	45.115	245.4	56:45.000
	8	1	1:59.226	36.507	41.069	41.650	249.4	19:27.518	26	1	2:09.486	39.757	44.331	45.398	241.6	58:54.486
	9	1	1:59.809	37.511	40.841	41.457	243.2	21:27.327	27	1	2:08.202	39.484	43.827	44.891	243.2	1:01:02.688
	10	1	1:59.740	37.225	41.468	41.047	230.3	23:27.067								
	11	1	1:59.717	36.830	41.439	41.448	237.4	25:26.784								
	12	1	2:08.818 <b>B</b>	36.742	40.785	51.291	239.5	27:35.602								
	13	1	3:56.554	2:33.480	41.846	41.228	204.0	31:32.156								
	14	1	1:59.466	36.525	41.645	41.296	237.4	33:31.622								
	15	1	1:58.480	36.068	41.172	41.240	257.6	35:30.102								
	16	1	2:02.444	37.635	40.530	44.279	246.0	37:32.546								
	17	1	1:58.395	36.314	41.296	<b>40.785</b>	249.9	39:30.941								
	18	1	1:58.991	<b>35.899</b>	41.244	41.848	260.7	41:29.932								
19	1	1:59.005	36.202	40.414	42.389	250.5	43:28.937									
20	1	1:58.880	36.400	40.968	41.512	247.1	45:27.817									
21	1	<b>1:58.021</b>	36.007	40.772	41.242	255.2	47:25.838									
22	1	1:59.877	36.926	41.388	41.563	241.6	49:25.715									
23	1	1:59.227	35.967	41.337	41.923	257.0	51:24.942									
24	1	1:59.958	36.076	40.819	43.063	250.5	53:24.900									
25	1	1:59.418	36.083	41.589	41.746	251.7	55:24.318									
26	1	2:00.539	37.848	40.624	42.067	208.7	57:24.857									
27	1	1:58.160	36.432	<b>40.325</b>	41.403	247.1	59:23.017									
28	1	1:58.979	36.335	40.953	41.691	249.4	1:01:21.996									
<b>210</b>	<b>Cayman GT4</b>															
	1.Alexander OBER 2.Christian WIMBERGER															
	Cayman GT4 2															
	1	2	2:14.713	43.939	43.644	47.130		2:14.713								
	2	2	3:00.953	48.337	1:07.484	1:05.132	171.5	5:15.666								
	3	2	2:05.528	39.489	42.623	43.416	241.6	7:21.194								
	4	2	2:06.020	39.188	43.303	43.529	237.4	9:27.214								
	5	2	2:04.797	39.241	42.403	43.153	245.4	11:32.011								
	6	2	2:04.324	39.349	<b>42.001</b>	42.974	248.2	13:36.335								
	7	2	2:04.183	39.168	42.122	42.893	249.9	15:40.518								
	8	2	<b>2:03.801</b>	38.836	42.248	<b>42.717</b>	249.9	17:44.319								
	9	2	2:04.779	39.061	42.714	43.004	250.5	19:49.098								
	10	2	2:05.597	39.889	42.670	43.038	207.9	21:54.695								
	11	2	2:05.297	38.965	42.032	44.300	249.9	23:59.992								
	12	2	2:05.789	<b>38.760</b>	42.549	44.480	249.4	26:05.781								
	13	2	2:04.617	38.942	42.817	42.858	250.5	28:10.398								
	14	2	2:11.502 <b>B</b>	39.233	42.974	49.295	248.8	30:21.900								
	15	1	4:55.009	3:23.124	46.106	45.779	181.5	35:16.909								
	16	1	2:10.353	40.021	44.894	45.438	214.0	37:27.262								
	17	1	2:08.897	39.823	44.553	44.521	236.9	39:36.159								
	18	1	2:09.634	39.578	43.827	46.229	238.4	41:45.793								
<b>520</b>	<b>DB Motorsport</b>															
	1.Hermann SPECK															
	Porsche 991 GT3 R Gen I 5b															
	1	1	1:59.737	37.892	38.663	43.182		1:59.737								
	2	1	3:10.932	54.378	1:12.010	1:04.544	138.0	5:10.669								
	3	1	1:54.054	36.207	39.224	38.623	262.6	7:04.723								
	4	1	1:52.890	35.361	38.457	39.072	272.5	8:57.613								
	5	1	1:52.191	35.069	38.254	38.868	273.9	10:49.804								
	6	1	1:52.274	34.986	38.590	38.698	270.4	12:42.078								
	7	1	1:52.225	35.226	38.288	38.711	271.1	14:34.303								
	8	1	1:52.273	35.804	<b>38.132</b>	<b>38.337</b>	262.0	16:26.576								
	9	1	<b>1:51.634</b>	<b>34.796</b>	38.431	38.407	273.9	18:18.210								
	10	1	1:51.790	35.003	38.412	38.375	272.5	20:10.000								
	11	1	1:52.293	35.213	38.160	38.920	270.4	22:02.293								
	12	1	1:52.836	35.013	38.581	39.242	275.2	23:55.129								



# ENDURANCE P9 CH./SPORTS CAR CH.

## Peroni Racing Weekend Monza 1-2-3 Ottobre 2021

### Race

### Sector Analysis

— Invalidated Lap    ■ Personal Best    ■ Session Best    B Crossing the pit lane


Lap	D	Time	Sector 1	Sector 2	Sector 3	T.Spd	Elapsed	Lap	D	Time	Sector 1	Sector 2	Sector 3	T.Spd	Elapsed
13	1	1:52.913	35.583	38.536	38.794	273.2	25:48.042	20	1	1:56.548	36.853	39.838	39.857	259.5	42:20.171
14	1	1:53.077	35.333	38.429	39.315	265.8	27:41.119	21	1	1:56.007	36.505	39.468	40.034	257.0	44:16.178
15	1	1:53.564	35.958	38.357	39.249	263.2	29:34.683	22	1	1:55.937	36.554	39.321	40.062	257.0	46:12.115
16	1	2:02.530B	35.505	38.938	48.087	269.8	31:37.213	23	1	1:57.118	36.544	39.335	41.239	254.6	48:09.233
17	1	3:53.367	2:35.537	38.403	39.427	211.9	35:30.580	24	1	1:56.528	36.608	39.512	40.408	257.0	50:05.761
18	1	1:54.054	36.277	38.310	39.467	257.6	37:24.634	25	1	1:56.028	36.577	39.546	39.905	258.2	52:01.789
19	1	1:52.560	35.199	38.636	38.725	272.5	39:17.194	26	1	1:57.005	36.457	39.358	41.190	256.4	53:58.794
20	1	1:53.202	35.445	38.588	39.169	269.8	41:10.396	27	1	1:56.021	36.909	39.388	39.724	240.5	55:54.815
21	1	1:53.112	35.614	38.510	38.988	265.2	43:03.508	28	1	1:55.466	36.366	39.292	39.808	258.9	57:50.281
22	1	1:52.240	34.997	38.651	38.592	273.2	44:55.748	29	1	1:56.016	36.431	39.559	40.026	258.9	59:46.297
23	1	1:53.442	35.244	38.823	39.375	272.5	46:49.190	30	1	1:56.262	36.470	39.577	40.215	256.4	1:01:42.559
24	1	1:53.337	35.646	38.947	38.744	263.9	48:42.527								
25	1	1:52.701	35.338	38.424	38.939	269.8	50:35.228								
26	1	1:52.842	35.277	38.769	38.796	269.1	52:28.070								
27	1	1:53.732	35.426	38.967	39.339	268.4	54:21.802								
28	1	1:53.181	35.411	38.701	39.069	267.1	56:14.983								
29	1	1:53.163	35.412	38.898	38.853	272.5	58:08.146								
30	1	1:52.100	35.081	38.397	38.622	270.4	1:00:00.246								
31	1	1:53.190	34.982	39.089	39.119	267.8	1:01:53.436								

569		DB Motorsport		Porsche 991 GT3 R Gen I			
1.Alois RIEDER				5b			
1	1	2:17.056	40.643	50.278	46.135	2:17.056	
2	1	2:57.523	46.681	1:07.618	1:03.224	180.0	5:14.579
3	1	1:55.934	36.172	39.539	40.223	250.5	7:10.513
4	1	1:55.042	36.111	39.121	39.810	246.0	9:05.555
5	1	1:54.803	36.090	39.016	39.697	246.0	11:00.358
6	1	1:55.237	36.122	38.936	40.179	233.8	12:55.595
7	1	1:54.247	35.704	38.898	39.645	258.9	14:49.842
8	1	1:54.322	35.697	38.757	39.868	244.3	16:44.164
9	1	1:54.495	35.757	38.943	39.795	252.3	18:38.659
10	1	1:57.001	36.596	40.285	40.120	230.8	20:35.660
11	1	2:05.860B	36.085	39.677	50.098	230.3	22:41.520

620		GFS Racing Team		Aston Martin Vantage V12 GT3			
1.Janos SANTA				6			
1	1	2:08.537	41.070	42.914	44.553	2:08.537	
2	1	3:05.659	49.776	1:11.066	1:04.817	150.8	5:14.196
3	1	1:59.492	37.744	40.025	41.723	228.4	7:13.688
4	1	1:56.876	36.506	39.778	40.592	261.3	9:10.564
5	1	1:56.523	36.546	39.666	40.311	259.5	11:07.087
6	1	1:56.195	36.291	39.758	40.146	260.1	13:03.282
7	1	1:55.766	36.350	39.500	39.916	259.5	14:59.048
8	1	1:56.032	36.502	39.717	39.813	260.1	16:55.080
9	1	1:56.207	36.344	39.734	40.129	259.5	18:51.287
10	1	1:55.670	36.388	39.424	39.858	258.2	20:46.957
11	1	1:55.746	36.354	39.486	39.906	260.1	22:42.703
12	1	1:56.967	36.734	39.991	40.242	255.8	24:39.670
13	1	1:55.613	36.579	39.416	39.618	260.1	26:35.283
14	1	1:55.366	36.454	39.532	39.380	260.1	28:30.649
15	1	2:04.653B	36.437	39.239	48.977	258.9	30:35.302
16	1	3:54.036	2:33.714	40.365	39.957	201.0	34:29.338
17	1	2:00.266	36.374	44.002	39.890	258.2	36:29.604
18	1	1:57.844	36.494	41.402	39.948	254.6	38:27.448
19	1	1:56.175	36.596	39.661	39.918	258.2	40:23.623

622		1.Bernhard LÖFFLER		Lamborghini Huracan GT3 EVO			
				6			
1	1	2:03.235	39.408	39.360	44.467	2:03.235	
2	1	3:07.741	51.845	1:12.009	1:03.887	142.3	5:10.976
3	1	1:56.327	36.712	39.815	39.800	251.7	7:07.303
4	1	1:52.858	35.079	38.224	39.555	255.8	9:00.161
5	1	1:52.404	34.593	38.351	39.460	274.5	10:52.565
6	1	1:52.266	34.679	38.305	39.282	264.5	12:44.831
7	1	1:51.422	34.324	38.207	38.891	274.5	14:36.253
8	1	1:51.828	34.270	38.421	39.137	274.5	16:28.081
9	1	1:51.915	34.284	38.417	39.214	278.8	18:19.996
10	1	1:51.797	34.526	38.253	39.018	271.8	20:11.793
11	1	1:51.452	34.620	38.021	38.811	281.7	22:03.245
12	1	1:52.645	34.382	38.579	39.684	269.1	23:55.890
13	1	2:00.097B	35.001	38.825	46.271	267.1	25:55.987
14	1	3:46.485	2:29.561	38.001	38.923	221.0	29:42.472
15	1	1:52.012	34.494	38.227	39.291	278.8	31:34.484
16	1	1:52.178	34.514	38.512	39.152	274.5	33:26.662
17	1	1:51.877	34.737	37.994	39.146	266.5	35:18.539
18	1	1:51.485	34.549	37.945	38.991	282.4	37:10.024
19	1	1:51.280	34.269	38.053	38.958	278.8	39:01.304
20	1	1:51.409	34.362	38.149	38.898	282.4	40:52.713
21	1	1:52.066	34.674	38.315	39.077	280.2	42:44.779
22	1	1:51.590	34.379	38.118	39.093	281.7	44:36.369
23	1	1:51.716	34.445	38.193	39.078	283.1	46:28.085
24	1	1:51.914	34.806	38.028	39.080	273.9	48:19.999
25	1	1:54.552	34.921	40.514	39.117	246.5	50:14.551
26	1	1:51.845	34.432	38.216	39.197	272.5	52:06.396
27	1	1:52.808	34.716	38.398	39.694	264.5	53:59.204
28	1	1:52.336	34.609	38.288	39.439	270.4	55:51.540
29	1	1:51.729	34.537	38.253	38.939	280.2	57:43.269
30	1	1:51.489	34.486	38.092	38.911	279.5	59:34.758
31	1	1:51.845	34.539	38.148	39.158	271.1	1:01:26.603

623		HP Racing International		Lamborghini Huracan GT3 EVO			
				6			
1	1	1:50.653	35.489	37.333	37.831	1:50.653	
2	1	3:15.623	59.560	1:13.184	1:02.879	111.9	5:06.276
3	1	1:48.584	34.459	36.817	37.308	272.5	6:54.860
4	1	1:48.776	33.762	37.044	37.970	284.6	8:43.636
5	1	1:48.926	34.118	36.924	37.884	283.9	10:32.562
6	1	1:49.066	34.004	37.390	37.672	285.4	12:21.628
7	1	1:48.796	33.900	37.297	37.599	285.4	14:10.424



# ENDURANCE P9 CH./SPORTS CAR CH.

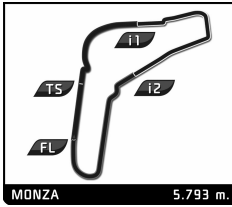
## Peroni Racing Weekend Monza 1-2-3 Ottobre 2021

### Race

### Sector Analysis

— Invalidated Lap    ■ Personal Best    ■ Session Best    B Crossing the pit lane

Lap	D	Time	Sector 1	Sector 2	Sector 3	T.Spd	Elapsed	Lap	D	Time	Sector 1	Sector 2	Sector 3	T.Spd	Elapsed
8	1	1:47.146	34.077	36.308	36.761	278.1	15:57.570								
9	1	1:46.795	33.652	36.339	36.804	283.9	17:44.365								
10	1	1:46.583	33.707	36.243	36.633	284.6	19:30.948								
11	1	1:46.689	33.762	36.272	36.655	283.9	21:17.637								
12	1	1:47.616	33.830	36.425	37.361	284.6	23:05.253								
13	1	1:47.110	33.741	36.507	36.862	283.9	24:52.363								
14	1	<b>1:46.454</b>	<b>33.612</b>	<b>36.230</b>	<b>36.612</b>	285.4	26:38.817								
15	1	1:48.996	35.071	36.827	37.098	286.1	28:27.813								
16	1	1:47.325	33.696	36.505	37.124	284.6	30:15.138								
17	1	1:54.990 <b>B</b>	34.030	36.451	44.509	283.9	32:10.128								
18	2	3:54.218	2:36.564	38.767	38.887	169.3	36:04.346								
19	2	1:51.258	34.304	38.375	38.579	282.4	37:55.604								
20	2	1:51.279	34.690	38.014	38.575	283.1	39:46.883								
21	2	1:50.886	34.290	38.184	38.412	281.7	41:37.769								
22	2	1:50.301	34.107	38.046	38.148	283.1	43:28.070								
23	2	1:50.944	34.195	38.170	38.579	282.4	45:19.014								
24	2	1:51.396	34.868	38.012	38.516	282.4	47:10.410								
25	2	1:51.191	34.448	38.333	38.410	279.5	49:01.601								
26	2	1:51.081	34.358	38.351	38.372	281.7	50:52.682								
27	2	1:50.782	34.320	38.109	38.353	282.4	52:43.464								
28	2	1:51.467	34.428	38.203	38.836	281.7	54:34.931								
29	2	1:50.957	34.201	38.240	38.516	283.1	56:25.888								
30	2	1:50.571	34.288	38.044	38.239	283.1	58:16.459								
31	2	1:50.927	34.260	38.352	38.315	282.4	1:00:07.386								
<b>721</b> Giti Tire Motorsport by WS Norma LMP3 M30								<b>806</b> 1.Fritz KREUTZPOINTNER Porsche 997 GT2							
1.Niclas KRY 7								8							
1	1	2:07.175	41.572	41.718	43.885		2:07.175	1	1	1:50.211	34.802	37.615	37.794		1:50.211
2	1	3:05.104	50.149	1:10.537	1:04.418	159.4	5:12.279	2	1	3:15.667	59.198	1:13.232	1:03.237	107.4	5:05.878
3	1	1:57.656	36.498	40.300	40.858	233.8	7:09.935	3	1	<b>1:48.663</b>	33.684	37.313	<b>37.666</b>	268.4	6:54.541
4	1	1:54.668	35.727	38.999	39.942	265.2	9:04.603	4	1	1:48.847	<b>33.514</b>	<b>37.294</b>	38.039	280.2	8:43.388
5	1	1:54.559	35.632	39.207	39.720	261.3	10:59.162	5	1	1:48.939	33.527	37.423	37.989	276.6	10:32.327
6	1	1:53.518	35.475	38.772	39.271	265.2	12:52.680	6	1	1:49.056	33.749	37.551	37.756	269.8	12:21.383
7	1	1:53.620	35.600	38.681	39.339	270.4	14:46.300	7	1	1:49.345	33.681	37.451	38.213	271.1	14:10.728
8	1	1:53.097	35.507	38.434	39.156	268.4	16:39.397	8	1	1:49.677	34.086	37.416	38.175	253.4	16:00.405
9	1	1:53.254	35.564	38.462	39.228	264.5	18:32.651	9	1	1:49.196	33.690	37.493	38.013	271.1	17:49.601
10	1	1:52.497	35.619	38.202	38.676	264.5	20:25.148	10	1	1:49.092	33.520	37.557	38.015	278.8	19:38.693
11	1	1:52.070	35.596	37.863	38.611	260.1	22:17.218	11	1	1:49.572	33.618	37.598	38.356	263.9	21:28.265
12	1	1:51.646	35.206	37.976	38.464	271.8	24:08.864	12	1	1:49.275	33.541	37.531	38.203	269.8	23:17.540
13	1	1:53.215	35.079	37.864	40.272	271.8	26:02.079	13	1	1:49.669	34.067	37.495	38.107	263.2	25:07.209
14	1	2:27.564 <b>B</b>	46.186	45.783	55.595	271.8	28:29.643	14	1	1:49.420	33.721	37.654	38.045	269.8	26:56.629
15	1	4:01.384	2:41.888	39.859	39.637	209.9	32:31.027	15	1	1:49.936	33.755	37.769	38.412	267.1	28:46.565
16	1	1:55.655	36.809	38.652	40.194	270.4	34:26.682	16	1	1:59.079 <b>B</b>	33.963	38.049	47.067	273.9	30:45.644
17	1	1:52.268	35.761	37.911	38.596	252.8	36:18.950	17	1	3:47.964	2:30.871	38.675	38.418	217.9	34:33.608
18	1	1:51.753	35.492	38.020	38.241	257.6	38:10.703	18	1	1:50.149	33.973	37.985	38.191	248.8	36:23.757
19	1	1:51.734	35.488	37.831	38.415	267.8	40:02.437	19	1	1:50.030	33.724	37.961	38.345	275.9	38:13.787
20	1	1:52.508	36.056	38.118	38.334	255.2	41:54.945	20	1	1:49.558	33.688	37.656	38.214	261.3	40:03.345
21	1	1:59.548	35.560	45.027	38.961	246.5	43:54.493	21	1	1:50.249	34.075	37.886	38.288	269.8	41:53.594
22	1	1:51.107	35.432	37.709	37.966	267.8	45:45.600	22	1	1:50.212	33.641	38.111	38.460	269.1	43:43.806
23	1	1:51.280	35.379	37.913	37.988	263.9	47:36.880	23	1	1:50.449	34.056	37.738	38.655	267.1	45:34.255
24	1	1:51.670	35.774	37.781	38.115	252.3	49:28.550	24	1	1:51.354	34.097	38.320	38.937	261.3	47:25.609
25	1	1:52.071	35.183	39.031	37.857	255.8	51:20.621	25	1	1:51.051	34.017	38.469	38.565	273.9	49:16.660
26	1	1:51.500	35.220	37.783	38.497	263.2	53:12.121	26	1	1:50.967	34.125	38.162	38.680	251.7	51:07.627
27	1	1:51.450	35.736	37.642	38.072	240.5	55:03.571	27	1	2:01.845	34.078	37.977	49.790	256.4	53:09.472
28	1	<b>1:50.127</b>	35.100	<b>37.395</b>	<b>37.632</b>	269.8	56:53.698	28	1	2:10.154	40.454	42.367	47.333	199.1	55:19.626
29	1	1:51.713	<b>35.003</b>	38.527	38.183	271.8	58:45.411	29	1	2:08.569	40.708	41.640	46.221	198.4	57:28.195
30	1	1:50.458	35.231	37.455	37.772	251.7	1:00:35.869	30	1	2:06.393	39.284	41.387	45.722	192.4	59:34.588
								31	1	2:07.273	41.532	42.758	42.983	173.7	1:01:41.861



# ENDURANCE P9 CH./SPORTS CAR CH.

## Peroni Racing Weekend Monza 1-2-3 Ottobre 2021


### Race

### Handicaps Analysis

No	In Time		Out Time		Pit Time	Handicap	Gap	Window	
	Hour	Elapsed	Hour	Elapsed					
<b>5</b>	<b>T2 Racing / Ligier LMP3 JS P3</b>								7
1	18:20:45.074	34:29.358	18:22:48.071	36:32.355	2:02.997 (122.997)			sosta	
<b>210</b>	<b>/ Cayman GT4</b>								2
1	18:16:32.067	30:16.351	18:19:18.909	33:03.193	2:46.842 (166.842)	120	46.842	sosta	
<b>421</b>	<b>/ Porsche 997 GT3 Cup Gen II</b>								4
1	17:46:15.716		17:46:29.471	13.755	13.755 (13.755)				
2	17:49:55.085	3:39.369	17:50:58.650	4:42.934	1:03.565 (63.565)				
3	18:13:44.261	27:28.545	18:15:47.747	29:32.031	2:03.486 (123.486)	120	3.486	sosta	
<b>520</b>	<b>DB Motorsport / Porsche 991 GT3 R Gen I</b>								5b
1	18:17:47.098	31:31.382	18:19:52.251	33:36.535	2:05.153 (125.153)	120	5.153	sosta	
<b>620</b>	<b>GFS Racing Team / Aston Martin Vantage V12 GT3</b>								6
1	18:16:45.745	30:30.029	18:18:47.611	32:31.895	2:01.866 (121.866)	120	1.866	sosta	
<b>622</b>	<b>/ Lamborghini Huracan GT3 EVO</b>								6
1	18:12:06.498	25:50.782	18:14:06.801	27:51.085	2:00.303 (120.303)	120	0.303	sosta	
<b>623</b>	<b>HP Racing International / Lamborghini Huracan GT3 EVO</b>								6
1	18:18:20.510	32:04.794	18:20:26.181	34:10.465	2:05.671 (125.671)	120	5.671	sosta	
<b>721</b>	<b>Giti Tire Motorsport by WS / Norma LMP3 M30</b>								7
1	18:14:40.164	28:24.448	18:16:50.158	30:34.442	2:09.994 (129.994)	120	9.994	sosta	
<b>806</b>	<b>/ Porsche 997 GT2</b>								8
1	18:16:55.545	30:39.829	18:18:56.709	32:40.993	2:01.164 (121.164)	120	1.164	sosta	

CARS WITHOUT PIT STOPS DURING THE SESSION: 569, 629.

CARS WITHOUT PIT STOPS DURING SOSTA: 569, 629.

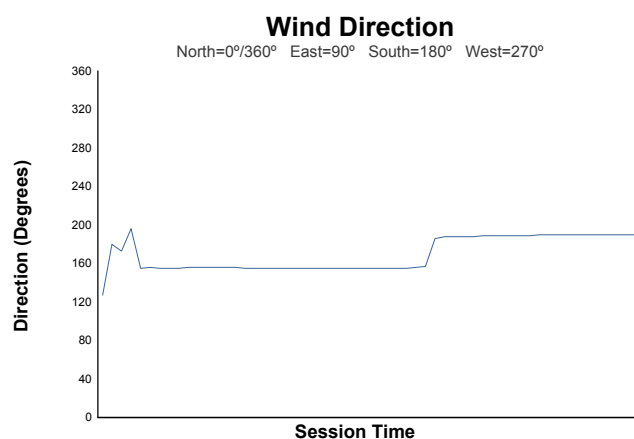
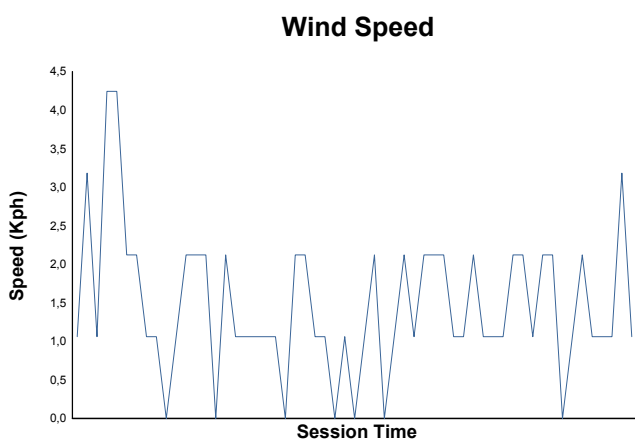
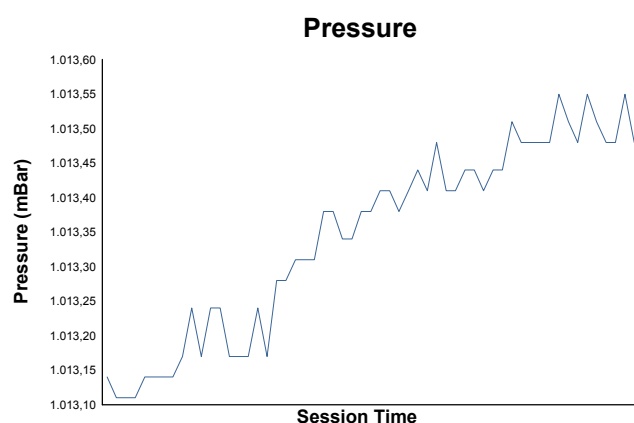
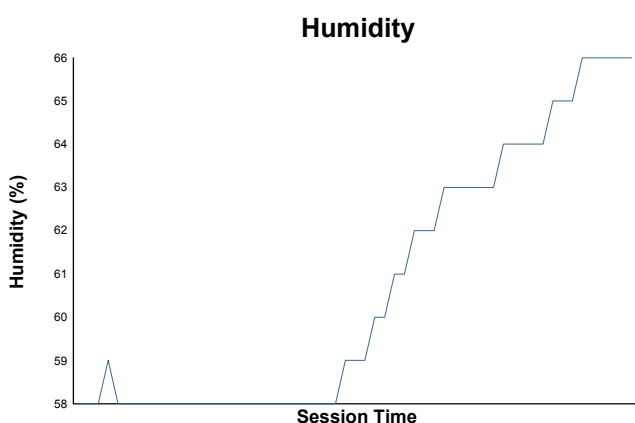
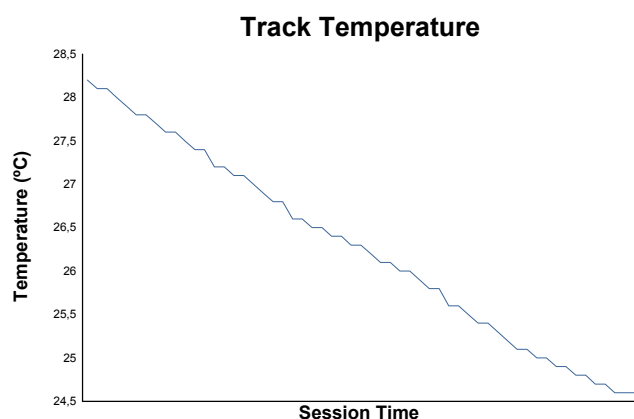
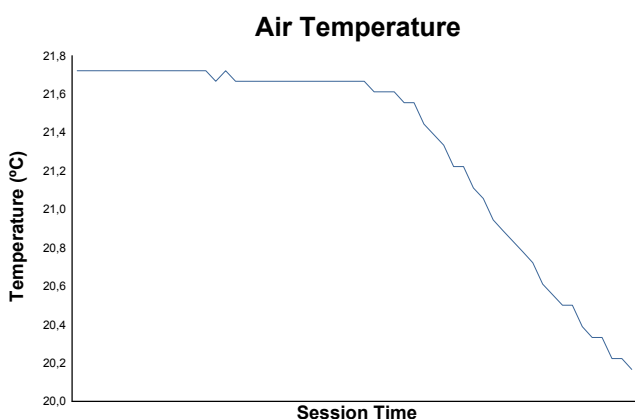


# Peroni Racing Weekend Monza 1-2-3 Ottobre 2021

## ENDURANCE P9 CH./SPORTS CAR CH.

### Race

### Weather Report



Track Status: **DRY**