

COPPA ITALIA GT CLUB/P9 CHALLENGE

Peroni Racing Weekend Monza 1-2-3 Ottobre 2021

Race 1 (25 Minutes)

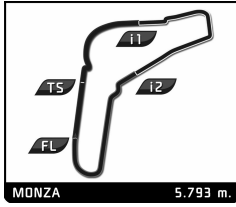
Starting Grid

1:59.129 Franz STEGMANN	421	- 9 -	210	2:10.505 Christian WIMBERGER
1:58.212 Jürgen SAILER	Zebra Racing Team 528	- 8 -	52	Jocher Motorsport 1:58.435 Stephan JOCHER
1:56.778 Janos SANTA	GFS Racing Team 620	- 7 -	37	Preparazioni Tosolini 1:57.813 Walo BERSCHINGER
1:56.321 Alessandro MAZZOLINI	Gruppo Piloti Forlivesi 66	- 6 -	629	1:56.423 Richard KAULITZ
1:53.838 Paul AUGUST	Imperiale Racing 19	- 5 -	13	ZRS Motorsport 1:54.195 Riccardo DE BELLIS
1:51.764 Alois RIEDER	DB Motorsport 569	- 4 -	38	CLG Bloise Motorsport 1:53.054 Lucio Cosimo GIOFFRÈ
1:50.639 Bernhard LÖFFLER	622	- 3 -	3	Gruppo Piloti Forlivesi 1:51.403 Stefano VALLI
1:50.029 Jack CROW	Zebra Racing Team 521	- 2 -	520	DB Motorsport 1:50.514 Hermann SPECK
1:47.904 Fritz KREUTZPOINTNER	806	- 1 -	623	HP Racing International 1:49.602 Coach MCKANSY

Pole

CAR # 210 ADMITTED ON BACK OF THE GRID DUE TO STEWARDS DECISION N.26

Stewards:	Timekeeper: Rapi Andrea
-----------	----------------------------



Peroni Racing Weekend Monza 1-2-3 Otto

COPPA ITALIA GT CLUB/P9 CHALLENGE

Race 1 (25 Minutes)

Classification

No Drivers	Team	Car	Cl.	Laps	Total Time	Gap	Kph	Best Lap	Lap Time	Kph	
1806	Fritz KREUTZPOINTNER	Porsche 997 GT2	8	13	26:48.068	-	168.6	7	2:01.300	171.9	
2623	Coach MCKANSY	HP Racing International	Lamborghini Huracan GT3 EVO	6	13	27:14.365	+26.297	165.9	6	2:03.752	168.5
3622	Bernhard LÖFFLER	Lamborghini Huracan GT3 EVO	6	13	27:50.753	+1:02.685	162.3	8	2:04.604	167.4	
4521	"JACK CROW"	Zebra Racing Team	Porsche 991 GT3 R Gen I	5b	13	27:53.407	+1:05.339	162.0	6	2:06.205	165.2
5	3 Stefano VALLI	Gruppo Piloti Forlivesi	BMW Z4 GT3	GT3	13	27:56.533	+1:08.465	161.7	13	2:06.047	165.5
6569	Alois RIEDER	DB Motorsport	Porsche 991 GT3 R Gen I	5b	13	27:59.884	+1:11.816	161.4	7	2:07.543	163.5
7	19 Paul AUGUST	Imperiale Racing	Lamborghini Huracan GT3 evo	GT3	13	28:16.710	+1:28.642	159.8	5	2:07.059	164.1
8	13 Riccardo DE BELLIS	ZRS Motorsport	Porsche 991 cup 3.8	991 Gen 1	13	28:16.772	+1:28.704	159.8	4	2:07.974	163.0
9	66 Alessandro MAZZOLINI	Gruppo Piloti Forlivesi	Porsche 991 cup 3.8	991 Gen 1	13	28:47.351	+1:59.283	157.0	4	2:08.769	162.0
10	52 Stephan JOCHER	Jocher Motorsport	Porsche 996 GT3 RSR - MY 2001	991 Gen 1	12	26:47.886	1 Lap	155.6	6	2:11.228	158.9
11	37 Walo BERSCHINGER	Preparazioni Tosolini	Porsche 997 Cup	GT CUP LIGHT	12	27:08.569	1 Lap	153.7	6	2:12.418	157.5
12	38 Lucio Cosimo GIOFFRE'	CLG Bloise Motorsport	Lamborghini Huracan ST Evo	GT CUP	12	27:12.344	1 Lap	153.3	10	2:11.166	159.0
13528	Jürgen SAILER	Zebra Racing Team	Porsche 991 GT3 Cup Gen I	5b	12	27:26.788	1 Lap	152.0	7	2:12.864	157.0
14620	Janos SANTA	GFS Racing Team	Aston Martin Vantage V12 GT3	6	12	27:27.402	1 Lap	151.9	6	2:12.917	156.9
15421	Franz STEGMANN		Porsche 997 GT3 Cup Gen II	4	12	27:31.022	1 Lap	151.6	6	2:12.114	157.9
16210	Christian WIMBERGER		Cayman GT4	2	12	27:52.492	1 Lap	149.6	6	2:15.681	153.7

■ Not Started

629 Richard KAULITZ

Renault RS 01 6

Pole Position:

F. KREUTZPOINTNER

1:47.904

193.3 Kph

Fastest Lap:

Lap 7

Fritz KREUTZPOINTNER

2:01.300

171.9 Kph


Published at:

Track Status: **WET**

Stewards:

Timekeeper:

Rapi Andrea



COPPA ITALIA GT CLUB/P9 CHALLENGE

Peroni Racing Weekend Monza 1-2-3 Ottobre 2021

Race 1 (25 Minutes)

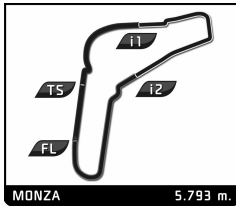
Classification by Class

No Drivers	Team	Car	Laps	Total Time	Gap	Kph	Best Lap			
							Lap	Time	Kph	
2										
1	210 A. OBER / C. WIMBERGER	Cayman GT4	12	27:52.492		149.6	6	2:15.681	153.7	
4										
1	421 F. STEGMANN	Porsche 997 GT3 Cup Gen II	12	27:31.022		151.6	6	2:12.114	157.9	
5b										
1	521. "JACK CROW"	Zebra Racing Team	Porsche 991 GT3 R Gen I	13	27:53.407		162.0	6	2:06.205	165.2
2	569 A. RIEDER	DB Motorsport	Porsche 991 GT3 R Gen I	13	27:59.884	+6.477	161.4	7	2:07.543	163.5
3	528 J. SAILER	Zebra Racing Team	Porsche 991 GT3 Cup Gen I	12	27:26.788	1 Lap	152.0	7	2:12.864	157.0
6										
1	623 C. MCKANSY	HP Racing International	Lamborghini Huracan GT3 EVO	13	27:14.365		165.9	6	2:03.752	168.5
2	622 B. LÖFFLER		Lamborghini Huracan GT3 EVO	13	27:50.753	+36.388	162.3	8	2:04.604	167.4
3	620 J. SANTA	GFS Racing Team	Aston Martin Vantage V12 GT3	12	27:27.402	1 Lap	151.9	6	2:12.917	156.9
Not Started										
	629 R. KAULITZ / K. OSTENRIEDER		Renault RS 01							
8										
1	806 F. KREUTZPOINTNER		Porsche 997 GT2	13	26:48.068		168.6	7	2:01.300	171.9
GT3										
1	3 S. VALLI	Gruppo Piloti Forlivesi	BMW Z4 GT3	13	27:56.533		161.7	13	2:06.047	165.5
2	19 P. AUGUST	Imperiale Racing	Lamborghini Huracan GT3 evo	13	28:16.710	+20.177	159.8	5	2:07.059	164.1
GT CUP										
1	38 L. GIOFFRE'	CLG Bloise Motorsport	Lamborghini Huracan ST Evo	12	27:12.344		153.3	10	2:11.166	159.0
GT CUP LIGHT										
1	37 D. TOSOLINI / W. BERSCHINGER	Preparazioni Tosolini	Porsche 997 Cup	12	27:08.569		153.7	6	2:12.418	157.5
991 Gen 1										
1	13 R. DE BELLIS	ZRS Motorsport	Porsche 991 cup 3,8	13	28:16.772		159.8	4	2:07.974	163.0
2	66 A. MAZZOLINI	Gruppo Piloti Forlivesi	Porsche 991 cup 3,8	13	28:47.351	+30.579	157.0	4	2:08.769	162.0
3	52 S. JOCHER	Jocher Motorsport	Porsche 996 GT3 RSR - MY 2001	12	26:47.886	1 Lap	155.6	6	2:11.228	158.9

Published at:

Track Status: **WET**

Stewards:	Timekeeper: Rapi Andrea
------------------	-----------------------------------



COPPA ITALIA GT CLUB/P9 CHALLENGE

Peroni Racing Weekend Monza 1-2-3 Ottobre 2021

Race 1 (25 Minutes)

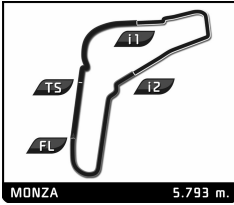
Classification by Division

No Drivers	Team	Car	Laps	Total Time	Gap	Kph	Best Lap		
							Lap	Time	Kph
P9 Challenge									
1	806 F. KREUTZPOINTNER	Porsche 997 GT2	13	26:48.068		168.6	7	2:01.300	171.9
2	623 C. MCKANSY	HP Racing International	13	27:14.365	+26.297	165.9	6	2:03.752	168.5
3	622 B. LÖFFLER	Lamborghini Huracan GT3 EVO	13	27:50.753	+1'02.685	162.3	8	2:04.604	167.4
4	521 . "JACK CROW"	Zebra Racing Team	13	27:53.407	+1'05.339	162.0	6	2:06.205	165.2
5	569 A. RIEDER	DB Motorsport	13	27:59.884	+1'11.816	161.4	7	2:07.543	163.5
6	528 J. SAILER	Zebra Racing Team	12	27:26.788	1 Lap	152.0	7	2:12.864	157.0
7	620 J. SANTA	GFS Racing Team	12	27:27.402	1 Lap	151.9	6	2:12.917	156.9
8	421 F. STEGMANN	Porsche 997 GT3 Cup Gen II	12	27:31.022	1 Lap	151.6	6	2:12.114	157.9
9	210 A. OBER / C. WIMBERGER	Cayman GT4	12	27:52.492	1 Lap	149.6	6	2:15.681	153.7
■ Not Started									
629	R. KAULITZ / K. OSTENRIEDER	Renault RS 01							
Coppa Italia GT									
1	3 S. VALLI	Gruppo Piloti Forlivesi	13	27:56.533		161.7	13	2:06.047	165.5
2	19 P. AUGUST	Imperiale Racing	13	28:16.710	+20.177	159.8	5	2:07.059	164.1
3	13 R. DE BELLIS	ZRS Motorsport	13	28:16.772	+20.239	159.8	4	2:07.974	163.0
4	66 A. MAZZOLINI	Gruppo Piloti Forlivesi	13	28:47.351	+50.818	157.0	4	2:08.769	162.0
5	52 S. JOCHER	Jocher Motorsport	12	26:47.886	1 Lap	155.6	6	2:11.228	158.9
6	37 D. TOSOLINI / W. BERSCHINGER	Preparazioni Tosolini	12	27:08.569	1 Lap	153.7	6	2:12.418	157.5
7	38 L. GIOFFRE'	CLG Bloise Motorsport	12	27:12.344	1 Lap	153.3	10	2:11.166	159.0

Published at:

Track Status: **WET**

Stewards:	Timekeeper: Rapi Andrea
-----------	----------------------------



COPPA ITALIA GT CLUB/P9 CHALLENGE

Peroni Racing Weekend Monza 1-2-3 Ottobre 2021

Race 1 (25 Minutes)

Classification by Group

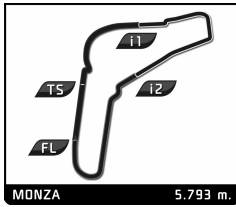
No Drivers	Team	Car	Laps	Total Time	Gap	Kph	Best Lap			
							Lap	Time	Kph	
New Generation										
1	3 S. VALLI	Gruppo Piloti Forlivesi	BMW Z4 GT3	13	27:56.533		161.7	13	2:06.047	165.5
2	19 P. AUGUST	Imperiale Racing	Lamborghini Huracan GT3 evo	13	28:16.710	+20.177	159.8	5	2:07.059	164.1
3	13 R. DE BELLIS	ZRS Motorsport	Porsche 991 cup 3.8	13	28:16.772	+20.239	159.8	4	2:07.974	163.0
4	66 A. MAZZOLINI	Gruppo Piloti Forlivesi	Porsche 991 cup 3.8	13	28:47.351	+50.818	157.0	4	2:08.769	162.0
5	37 D. TOSOLINI / W. BERSCHINGER	Preparazioni Tosolini	Porsche 997 Cup	12	27:08.569	1 Lap	153.7	6	2:12.418	157.5
6	38 L. GIOFFRE'	CLG Bloise Motorsport	Lamborghini Huracan ST Evo	12	27:12.344	1 Lap	153.3	10	2:11.166	159.0
Young Timer										
1	52 S. JOCHER	Jocher Motorsport	Porsche 996 GT3 RSR - MY 2001	12	26:47.886		155.6	6	2:11.228	158.9

Published at:

Track Status: **WET**

Stewards:

Timekeeper:
Rapi Andrea



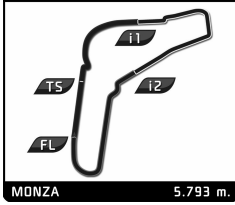
COPPA ITALIA GT CLUB/P9 CHALLENGE

Peroni Racing Weekend Monza 1-2-3 Ottobre 2021

Race 1

Lap Chart

		Lap													
No	Pos	Grid	1	2	3	4	5	6	7	8	9	10	11	12	13
806	1	806	806	806	806	806	806	806	806	806	806	806	806	806	806
623	2	623	623	623	623	623	623	623	623	623	623	623	623	623	623
521	3	521	3	521	521	622	622	622	622	622	622	622	622	622	622
622	5	622	521	622	622	521	521	521	521	521	521	521	521	521	521
3	6	3	622	3	13	13	569	569	569	569	569	569	569	3	3
569	7	569	13	13	569	569	13	3	3	3	3	3	3	3	569
38	8	38	569	569	3	3	3	13	19	19	19	19	19	19	19
19	9	19	19	19	19	19	19	13	13	13	13	13	13	13	13
13	10	13	66	66	66	66	66	66	66	66	66	66	66	66	66
66	11	66	52	52	52	52	52	52	52	52	52	52	52	52	52
629	12	629	38	38	38	421	421	421	421	37	37	37	37	37	37
620	13	620	528	421	421	37	37	37	37	528	528	38	38	38	38
37	14	37	421	37	37	38	38	38	38	38	528	528	528	528	528
528	15	528	37	528	528	528	528	528	528	421	421	421	421	620	620
52	16	52	210	620	620	620	620	620	620	620	620	620	620	421	421
421	17	421	620	210	210	210	210	210	210	210	210	210	210	210	210
210		210													



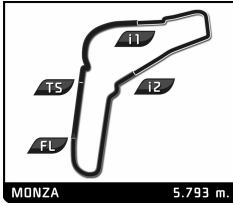
COPPA ITALIA GT CLUB/P9 CHALLENGE

Peroni Racing Weekend Monza 1-2-3 Ottobre 2021

Race 1

Best Sector Times

Sector 1		Sector 2		Sector 3		No Team	Class	Ideal Lap	Best Lap
No Driver	Time	No Driver	Time	No Driver	Time				
1 806 F.KREUTZPOINTNER	36.942	806 F.KREUTZPOINTNER	41.082	806 F.KREUTZPOINTNER	42.402	1 806	8	2:00.426	2:01.300 (1)
2 622 B.LÖFFLER	37.747	622 B.LÖFFLER	42.572	3 S.VALLI	42.881	2 623 HP Racing International	6	2:03.380	2:03.752 (2)
3 623 C.MCKANSY	37.766	623 C.MCKANSY	42.679	623 C.MCKANSY	42.935	3 622	6	2:04.522	2:04.604 (3)
4 521 "JACK CROW"	38.662	3 S.VALLI	42.893	569 A.RIEDER	43.920	4 3 Gruppo Piloti Forlivesi	GT3	2:05.447	2:06.047 (4)
5 19 P.AUGUST	38.997	569 A.RIEDER	43.266	521 "JACK CROW"	44.017	5 521 Zebra Racing Team	5b	2:06.034	2:06.205 (5)
6 569 A.RIEDER	39.447	521 "JACK CROW"	43.355	19 P.AUGUST	44.047	6 569 DB Motorsport	5b	2:06.633	2:07.543 (7)
7 3 S.VALLI	39.673	13 R.DE BELLIS	43.382	622 B.LÖFFLER	44.203	7 19 Imperiale Racing	GT3	2:07.026	2:07.059 (6)
8 66 A.MAZZOLINI	39.729	66 A.MAZZOLINI	43.980	13 R.DE BELLIS	44.242	8 13 ZRS Motorsport	991 Gen 1	2:07.369	2:07.974 (8)
9 13 R.DE BELLIS	39.745	19 P.AUGUST	43.982	66 A.MAZZOLINI	44.767	9 66 Gruppo Piloti Forlivesi	991 Gen 1	2:08.476	2:08.769 (9)
10 52 S.JOCHER	40.257	38 L.GIOFFRE'	44.575	620 J.SANTA	44.992	10 38 CLG Bloise Motorsport	GT CUP	2:10.498	2:11.166 (10)
11 37 W.BERSCHINGER	40.308	620 J.SANTA	44.953	38 L.GIOFFRE'	45.567	11 620 GFS Racing Team	6	2:11.136	2:12.917 (15)
12 38 L.GIOFFRE'	40.356	421 F.STEGMANN	45.044	37 W.BERSCHINGER	45.672	12 52 Jocher Motorsport	991 Gen 1	2:11.209	2:11.228 (11)
13 528 J.SAILER	40.773	528 J.SAILER	45.095	52 S.JOCHER	45.772	13 37 Preparazioni Tosolini	GT CUP LIGHT	2:11.566	2:12.418 (13)
14 421 F.STEGMANN	40.901	52 S.JOCHER	45.180	421 F.STEGMANN	46.169	14 421	4	2:12.114	2:12.114 (12)
15 620 J.SANTA	41.191	37 W.BERSCHINGER	45.586	210 C.WIMBERGER	46.385	15 528 Zebra Racing Team	5b	2:12.451	2:12.864 (14)
16 210 C.WIMBERGER	42.569	210 C.WIMBERGER	46.158	528 J.SAILER	46.583	16 210	2	2:15.112	2:15.681 (16)



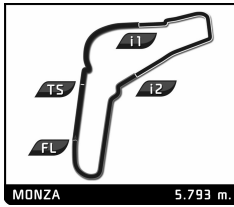
COPPA ITALIA GT CLUB/P9 CHALLENGE

Peroni Racing Weekend Monza 1-2-3 Ottobre 2021

Race 1

Best Top Speed

Team	Car	Class	Top Speed	Top 1 Kph Lap	Top 2 Kph Lap	Top 3 Kph Lap	Top 4 Kph Lap	Top 5 Kph Lap	Avg					
623 HP Racing International	Lamborghini Huracan GT3 EVO	6	C. MCKANSY	251.1	6	240.0	10	239.5	7	235.8	8	228.9	3	239,1
622	Lamborghini Huracan GT3 EVO	6	B. LÖFFLER	241.1	11	235.3	9	229.9	10	225.6	8	218.3	7	230,0
38 CLG Bloise Motorsport	Lamborghini Huracan ST Evo	GT CUP	L. GIOFFRE'	240.5	11	237.4	12	230.8	4	229.4	8	228.4	10	233,3
806	Porsche 997 GT2	8	F. KREUTZPOINTNER	236.9	9	231.8	12	231.3	7	226.5	8	224.6	4	230,2
521 Zebra Racing Team	Porsche 991 GT3 R Gen I	5b	"JACK CROW"	235.8	2	219.6	11	217.4	10	216.6	7	214.9	6	220,9
19 Imperiale Racing	Lamborghini Huracan GT3 Evo	GT3	P. AUGUST	225.1	5	224.6	12	224.6	8	224.2	13	220.5	11	223,8
569 DB Motorsport	Porsche 991 GT3 R Gen I	5b	A. RIEDER	223.2	6	221.9	10	218.3	9	217.9	7	215.3	5	219,3
3 Gruppo Piloti Forlivesi	BMW Z4 GT3	GT3	S. VALLI	221.9	6	213.2	10	213.2	8	208.7	13	205.5	12	212,5
620 GFS Racing Team	Aston Martin Vantage V12 GT3	6	J. SANTA	219.2	7	206.3	8	205.1	11	195.5	6	193.1	4	203,8
528 Zebra Racing Team	Porsche 991 GT3 Cup Gen I	5b	J. SAILER	217.4	2	212.3	11	207.1	6	206.7	7	204.0	9	209,5
66 Gruppo Piloti Forlivesi	Porsche 991 cup 3.8	991 Gen 1	A. MAZZOLINI	217.4	5	208.7	7	205.1	11	199.9	3	199.1	12	206,0
210	Cayman GT4	2	C. WIMBERGER	216.6	5	204.4	11	203.6	12	203.6	6	198.8	4	205,4
52 Jocher Motorsport	Porsche 996 GT3 RSR - MY 2001	991 Gen 1	S. JÖCHER	214.9	10	214.4	9	211.1	8	209.9	7	205.5	11	211,2
421	Porsche 997 GT3 Cup Gen II	4	F. STEGMANN	214.4	8	211.9	7	210.3	6	209.1	4	204.7	11	210,1
13 ZRS Motorsport	Porsche 991 cup 3.8	991 Gen 1	R. DE BELLIS	214.0	10	207.9	5	204.0	4	201.0	8	200.2	6	205,4
37 Preparazioni Tosolini	Porsche 997 Cup	GT CUP LIGI	W. BERSCHINGER	205.9	9	202.1	6	197.3	4	196.6	7	195.5	8	199,5
629	Renault RS 01	6												

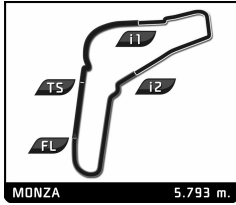


COPPA ITALIA GT CLUB/P9 CHALLENGE

Peroni Racing Weekend Monza 1-2-3 Ottobre 2021
Race 1

Fastest Lap Sequence

Elapsed	No Team	Car	Class	Driver	Time	Kph	Lap
4:06.367	806	Porsche 997 GT2	8	Fritz KREUTZPOINTNER	2:01.858	171.1	2
6:08.130	806	Porsche 997 GT2	8	Fritz KREUTZPOINTNER	2:01.763	171.3	3
14:15.780	806	Porsche 997 GT2	8	Fritz KREUTZPOINTNER	2:01.300	171.9	7



COPPA ITALIA GT CLUB/P9 CHALLENGE

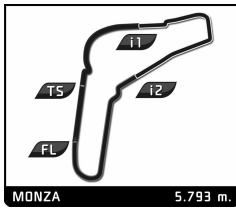
Peroni Racing Weekend Monza 1-2-3 Ottobre 2021

Race 1

Analysis by lap

Lapped

No	Lap Time	Gap	No	Lap Time	Gap	No	Lap Time	Gap	No	Lap Time	Gap	No	Lap Time	Gap			
Lap 1																	
806	2:04.509	0.000	623	2:04.556	12.686	569	2:07.543	53.043	13	2:11.190	1:11.046	66	2:14.438	1:29.653	52	2:13.567	1:48.865
623	2:07.758	3.249	622	2:06.520	29.579	3	2:07.753	53.683	66	2:14.438	1:29.653						
3	2:14.828	10.319	521	2:07.983	30.855	19	2:08.351	56.432									
521	2:14.874	10.365	13	2:07.974	35.409	13	2:09.409	57.097									
622	2:15.970	11.461	569	2:08.040	35.611	66	2:10.715	1:03.796	Lap 11								
13	2:17.571	13.062	3	2:07.721	35.802	52	2:12.871	1:25.464	806	2:05.143							
569	2:18.020	13.511	19	2:08.493	38.185	421	2:15.050	1:42.626	37	2:14.825	1 Lap						
19	2:19.592	15.083	66	2:08.769	39.604	37	2:14.837	1:43.646	38	2:11.166	1 Lap						
66	2:21.116	16.607	52	2:12.358	55.282	38	2:14.143	1:44.062	528	2:16.204	1 Lap						
52	2:25.375	20.866	421	2:14.298	1:06.857	528	2:12.864	1:45.530	421	2:15.662	1 Lap						
38	2:28.131	23.622	37	2:13.997	1:07.460	620	2:13.302	1:46.318	620	2:15.678	1 Lap						
528	2:29.766	25.257	38	2:22.701	1:09.004	Lap 8											
421	2:30.239	25.730	528	2:14.275	1:11.851	806	2:01.371		623	2:06.298	18.946						
37	2:30.420	25.911	620	2:14.513	1:12.563	210	2:17.334	1 Lap	210	2:17.214	1 Lap						
210	2:32.648	28.139	210	2:16.168	1:18.451	623	2:04.544	21.808	622	2:09.843	48.311						
620	2:34.670	30.161	Lap 5						521	2:08.516	57.794						
Lap 2																	
806	2:01.858		806	2:02.637		623	2:04.604	43.803	569	2:07.893	1:04.415						
623	2:04.945	6.336	623	2:03.910	13.959	521	2:09.715	55.508	3	2:08.015	1:05.132						
521	2:09.010	17.517	622	2:05.937	32.879	569	2:08.516	1:00.188	19	2:10.514	1:15.673						
622	2:09.694	19.297	521	2:07.946	36.164	3	2:08.446	1:00.758	13	2:10.048	1:15.951						
3	2:12.141	20.602	569	2:07.740	40.714	19	2:08.579	1:03.640	66	2:14.193	1:38.703						
13	2:10.003	21.207	13	2:08.289	41.061	13	2:09.752	1:05.478	52	2:13.358	1:57.080						
569	2:10.354	22.007	3	2:07.950	41.115	66	2:14.080	1:16.505	Lap 12								
19	2:10.858	24.083	19	2:07.059	42.607	52	2:13.527	1:37.620	806	2:03.239							
66	2:10.667	25.416	66	2:09.767	46.734	37	2:15.204	1:57.479	37	2:13.648	1 Lap						
52	2:14.479	33.487	52	2:11.813	1:04.458	528	2:16.383	2:00.542	38	2:11.843	1 Lap						
38	2:15.751	37.515	421	2:14.335	1:18.555	38	2:18.899	2:01.590	623	2:10.149	25.856						
421	2:16.229	40.101	37	2:14.661	1:19.484	421	2:22.012	2:03.267	528	2:15.181	1 Lap						
37	2:17.696	41.749	38	2:14.155	1:20.522	620	2:18.633	2:03.580	421	2:17.969	1 Lap						
528	2:22.856	46.255	528	2:13.576	1:22.790	Lap 9											
620	2:18.352	46.655	620	2:13.266	1:23.192	806	2:06.657		620	2:17.543	1 Lap						
210	2:21.571	47.852	210	2:16.770	1:32.584	210	2:17.220	1 Lap	210	2:16.507	1 Lap						
Lap 3																	
806	2:01.763		Lap 6						622	2:09.764	54.836						
623	2:05.477	10.050	806	2:01.793		622	2:07.285	44.431	521	2:09.044	1:03.599						
521	2:09.038	24.792	623	2:03.752	15.918	521	2:07.221	56.072	3	2:07.285	1:09.178						
622	2:07.445	24.979	622	2:05.867	36.953	569	2:08.304	1:01.835	569	2:08.630	1:09.806						
13	2:09.911	29.355	521	2:06.205	40.576	3	2:08.504	1:02.605	19	2:11.261	1:23.695						
569	2:09.247	29.491	569	2:07.879	46.800	19	2:10.876	1:07.859	13	2:11.136	1:23.848						
3	2:11.162	30.001	3	2:07.908	47.230	66	2:14.485	1:24.333	66	2:15.235	1:50.699						
19	2:09.292	31.612	13	2:09.720	48.988	52	2:13.453	1:44.416	52	2:12.737	2:06.578						
66	2:09.102	32.755	19	2:08.567	49.381	37	2:12.985	2:03.807	Lap 13								
52	2:13.120	44.844	66	2:09.440	54.381	Lap 10											
38	2:12.471	48.223	52	2:11.228	1:13.893	806	2:09.118		806	2:06.760							
421	2:16.141	54.479	421	2:12.114	1:28.876	528	2:20.197	1 Lap	37	2:12.481	1 Lap						
37	2:15.397	55.383	37	2:12.418	1:30.109	38	2:19.305	1 Lap	38	2:11.289	1 Lap						
528	2:15.004	59.496	528	2:12.969	1:33.966	421	2:18.452	1 Lap	623	2:07.201	26.297						
620	2:15.078	59.970	620	2:12.917	1:34.316	620	2:19.045	1 Lap	528	2:17.513	1 Lap						
210	2:18.114	1:04.203	210	2:15.681	1:46.472	623	2:06.042	17.791	620	2:14.405	1 Lap						
Lap 4																	
806	2:01.920		Lap 7						421	2:18.521	1 Lap						
			806	2:01.300		210	2:21.678	1 Lap	622	2:14.609	1:02.685						
			623	2:04.017	18.635	622	2:08.298	43.611	210	2:21.587	1 Lap						
			622	2:04.917	40.570	521	2:07.467	54.421	521	2:08.500	1:05.339						
			521	2:07.888	47.164	569	2:08.948	1:01.665	3	2:06.047	1:08.465						
						3	2:08.773	1:02.260	569	2:08.770	1:11.816						
						19	2:11.561	1:10.302	19	2:11.707	1:28.642						
									13	2:11.616	1:28.704						
									66	2:15.344	1:59.283						



COPPA ITALIA GT CLUB/P9 CHALLENGE

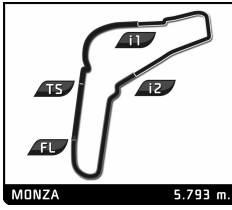
Peroni Racing Weekend Monza 1-2-3 Ottobre 2021

Race 1

Sector Analysis

— Invalidated Lap ■ Personal Best ■ Session Best B Crossing the pit lane

Lap	D	Time	Sector 1	Sector 2	Sector 3	T.Spd	Elapsed	Lap	D	Time	Sector 1	Sector 2	Sector 3	T.Spd	Elapsed			
3	Gruppo Piloti Forlivesi BMW Z4 GT3								3	2	2:15.397	41.807	46.420	47.170	185.5	7:03.513		
	1.Stefano VALLI GT3								4	2	2:13.997	41.137	46.040	46.820	197.3	9:17.510		
	5	2	2:14.661	41.461	46.334	46.866	191.4		11:32.171									
	6	2	2:12.418	40.308	45.649	46.461	202.1		13:44.589									
	7	2	2:14.837	40.940	46.990	46.907	196.6		15:59.426									
	8	2	2:15.204	42.009	46.442	46.753	195.5		18:14.630									
	9	2	2:12.985	40.908	45.586	46.491	205.9		20:27.615									
	10	2	2:14.825	41.388	46.293	47.144	186.8		22:42.440									
	11	2	2:13.648	41.238	46.291	46.119	188.7		24:56.088									
	12	2	2:12.481	41.075	45.734	45.672	178.5		27:08.569									
	13	ZRS Motorsport Porsche 991 cup 3.8								1	1	2:28.131	48.805	50.911	48.415	2:28.131		
		1.Riccardo DE BELLIS 991 Gen 1								2	1	2:15.751	43.224	46.110	46.417	203.2	4:43.882	
		3	1	2:12.471	40.737	45.726	46.008			198.0	6:56.353							
		4	1	2:22.701	44.092	51.018	47.591			230.8	9:19.054							
5		1	2:14.155	41.226	46.478	46.451	173.7	11:33.209										
6		1	2:12.490	41.033	45.143	46.314	190.7	13:45.699										
7		1	2:14.143	40.631	46.756	46.756	192.8	15:59.842										
8		1	2:18.899	45.088	46.590	47.221	229.4	18:18.741										
9		1	2:19.305	42.019	47.919	49.367	209.1	20:38.046										
10		1	2:11.166	40.356	45.028	45.782	228.4	22:49.212										
11		1	2:11.843	41.701	44.575	45.567	240.5	25:01.055										
12		1	2:11.289	40.518	44.926	45.845	237.4	27:12.344										
52		Jocher Motorsport Porsche 996 GT3 RSR - MY 2001									1	1	2:25.375	50.086	48.681	46.608	2:25.375	
		1.Stephan JOCHER 991 Gen 1									2	1	2:14.479	41.081	46.384	47.014	199.9	4:39.854
	3	1	2:13.120	40.898	45.710	46.512	201.7	6:52.974										
	4	1	2:12.358	40.614	45.366	46.378	198.4	9:05.332										
	5	1	2:11.813	40.518	45.180	46.115	199.5	11:17.145										
	6	1	2:11.228	40.257	45.199	45.772	205.1	13:28.373										
	7	1	2:12.871	40.444	45.259	47.168	209.9	15:41.244										
	8	1	2:13.527	40.946	45.924	46.657	211.1	17:54.771										
	9	1	2:13.453	41.167	45.556	46.730	214.4	20:08.224										
	10	1	2:13.567	40.901	45.610	47.056	214.9	22:21.791										
	11	1	2:13.358	41.067	45.579	46.712	205.5	24:35.149										
	12	1	2:12.737	40.761	45.301	46.675	204.0	26:47.886										
	19	Imperiale Racing Lamborghini Huracan GT3 eva									1	1	2:19.592	48.499	45.862	45.231	2:19.592	
		1.Paul AUGUST GT3									2	1	2:10.858	40.306	45.460	45.092	196.6	4:30.450
3		1	2:09.292	39.662	44.672	44.958	214.9	6:39.742										
4		1	2:08.493	39.373	44.755	44.365	210.3	8:48.235										
5		1	2:07.059	39.030	43.982	44.047	225.1	10:55.294										
6		1	2:08.567	40.106	44.368	44.093	211.1	13:03.861										
7		1	2:08.351	39.821	44.362	44.168	203.2	15:12.212										
8		1	2:08.579	38.997	44.788	44.794	224.6	17:20.791										
9		1	2:10.876	40.393	45.293	45.190	217.4	19:31.667										
10		1	2:11.561	40.823	44.984	45.754	216.1	21:43.228										
11		1	2:10.514	40.078	44.888	45.548	220.5	23:53.742										
12		1	2:11.261	40.450	45.179	45.632	224.6	26:05.003										
13		1	2:11.707	40.487	45.415	45.805	224.2	28:16.710										
37		Preparazioni Tosolini Porsche 997 Cup									1	2	2:30.420	51.011	49.171	50.238	2:30.420	
	1.Dario TOSOLINI GT CUP LIGHT							2	2		2:17.696	42.967	47.034	47.695	182.4	4:48.116		
	66	Gruppo Piloti Forlivesi Porsche 991 cup 3.8									1	1	2:21.116	49.404	46.502	45.210	2:21.116	
		1.Alessandro MAZZOLINI 991 Gen 1									2	1	2:10.667	40.504	44.514	45.649	198.8	4:31.783
		3	1	2:09.102	39.971	44.059	45.072	199.9			6:40.885							
		4	1	2:08.769	40.022	43.980	44.767	191.7			8:49.654							
		5	1	2:09.767	39.729	44.510	45.528	217.4			10:59.421							
		6	1	2:09.440	40.023	44.611	44.806	198.0			13:08.861							
		7	1	2:10.715	39.780	44.797	46.138	208.7			15:19.576							
		8	1	2:14.080	41.322	46.036	46.722	197.7			17:33.656							
9		1	2:14.485	40.747	46.424	47.314	197.7	19:48.141										
10		1	2:14.438	41.044	46.127	47.267	197.7	22:02.579										
11		1	2:14.193	40.887	46.068	47.238	205.1	24:16.772										



COPPA ITALIA GT CLUB/P9 CHALLENGE

Peroni Racing Weekend Monza 1-2-3 Ottobre 2021

Race 1

Sector Analysis

Invalidated Lap Personal Best Session Best Crossing the pit lane

Lap	D	Time	Sector 1	Sector 2	Sector 3	T.Sp	Elapsed	Lap	D	Time	Sector 1	Sector 2	Sector 3	T.Sp	Elapsed
-----	---	------	----------	----------	----------	------	---------	-----	---	------	----------	----------	----------	------	---------

210 Cayman GT4 2
1.Alexander OBER
2.Christian WIMBERGER

1	2	2:32.648	53.898	49.163	49.587		2:32.648
2	2	2:21.571	44.555	46.977	50.039	174.8	4:54.219
3	2	2:18.114	43.576	47.110	47.428	180.0	7:12.333
4	2	2:16.168	42.853	46.199	47.116	198.8	9:28.501
5	2	2:16.770	42.825	47.342	46.603	216.6	11:45.271
6	2	2:15.681	42.569	46.634	46.478	203.6	14:00.952
7	2	2:17.334	43.276	46.158	47.900	197.7	16:18.286
8	2	2:17.220	43.356	46.508	47.356	193.5	18:35.506
9	2	2:21.678	43.844	51.002	46.832	188.7	20:57.184
10	2	2:17.214	43.210	47.117	46.887	193.8	23:14.398
11	2	2:16.507	43.260	46.862	46.385	204.4	25:30.905
12	2	2:21.587	43.408	50.692	47.487	203.6	27:52.492

421 Porsche 997 GT3 Cup Gen II 4
1.Franz STEGMANN

1	1	2:30.239	53.052	48.813	48.374		2:30.239
2	1	2:16.229	42.282	47.013	46.934	188.4	4:46.468
3	1	2:16.141	41.780	46.344	48.017	184.9	7:02.609
4	1	2:14.298	41.323	45.901	47.074	209.1	9:16.907
5	1	2:14.335	41.274	46.396	46.665	198.8	11:31.242
6	1	2:12.114	40.901	45.044	46.169	210.3	13:43.356
7	1	2:15.050	41.695	46.768	46.587	211.9	15:58.406
8	1	2:22.012	46.104	47.107	48.801	214.4	18:20.418
9	1	2:18.452	42.989	47.314	48.149	185.2	20:38.870
10	1	2:15.662	42.713	46.509	46.440	169.6	22:54.532
11	1	2:17.969	42.712	47.093	48.164	204.7	25:12.501
12	1	2:18.521	42.107	49.098	47.316	201.3	27:31.022

521 Zebra Racing Team Porsche 991 GT3 R Gen I 5b
1. "JACK CROW"

1	1	2:14.874	44.280	45.257	45.337		2:14.874
2	1	2:09.010	39.345	44.468	45.197	235.8	4:23.884
3	1	2:09.038	39.280	45.036	44.722	203.6	6:32.922
4	1	2:07.983	39.714	43.701	44.568	194.1	8:40.905
5	1	2:07.946	39.634	43.907	44.405	198.4	10:48.851
6	1	2:06.205	38.662	43.355	44.188	214.9	12:55.056
7	1	2:07.888	39.033	44.486	44.369	216.6	15:02.944
8	1	2:09.715	40.403	45.073	44.239	212.3	17:12.659
9	1	2:07.221	39.155	44.049	44.017	209.9	19:19.880
10	1	2:07.467	39.589	43.823	44.055	217.4	21:27.347
11	1	2:08.516	39.611	44.222	44.683	219.6	23:35.863
12	1	2:09.044	39.786	44.612	44.646	188.4	25:44.907
13	1	2:08.500	39.679	44.396	44.425	201.0	27:53.407

528 Zebra Racing Team Porsche 991 GT3 Cup Gen I 5b
1.Jürgen SAILER

1	1	2:29.766	52.114	48.144	49.508		2:29.766
2	1	2:22.856	47.947	46.113	48.796	217.4	4:52.622

3	1	2:15.004	41.775	45.447	47.782	192.1	7:07.626
4	1	2:14.275	41.297	45.365	47.613	203.2	9:21.901
5	1	2:13.576	41.177	45.095	47.304	190.7	11:35.477
6	1	2:12.969	40.773	45.261	46.935	207.1	13:48.446
7	1	2:12.864	40.983	45.298	46.583	206.7	16:01.310
8	1	2:16.383	42.485	46.099	47.799	200.6	18:17.693
9	1	2:20.197	42.685	47.996	49.516	204.0	20:37.890
10	1	2:16.204	42.223	46.127	47.854	198.0	22:54.094
11	1	2:15.181	42.236	45.689	47.256	212.3	25:09.275
12	1	2:17.513	42.834	46.529	48.150	192.4	27:26.788

569 DB Motorsport Porsche 991 GT3 R Gen I 5b
1.Alois RIEDER

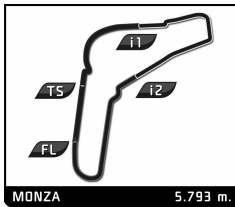
1	1	2:18.020	48.718	44.242	45.060		2:18.020
2	1	2:10.354	40.653	44.320	45.381	187.1	4:28.374
3	1	2:09.247	40.071	44.708	44.468	202.8	6:37.621
4	1	2:08.040	39.960	43.266	44.814	211.9	8:45.661
5	1	2:07.740	39.899	43.494	44.347	215.3	10:53.401
6	1	2:07.879	39.889	43.665	44.325	223.2	13:01.280
7	1	2:07.543	39.447	44.006	44.090	217.9	15:08.823
8	1	2:08.516	40.481	43.830	44.205	214.4	17:17.339
9	1	2:08.304	40.269	43.885	44.150	218.3	19:25.643
10	1	2:08.948	40.115	44.343	44.490	221.9	21:34.591
11	1	2:07.893	40.198	43.775	43.920	207.5	23:42.484
12	1	2:08.630	40.822	43.826	43.982	190.1	25:51.114
13	1	2:08.770	40.573	43.857	44.340	195.9	27:59.884

620 GFS Racing Team Aston Martin Vantage V12 GT3 6
1.Janos SANTA

1	1	2:34.670	59.007	48.107	47.556		2:34.670
2	1	2:18.352	44.032	46.321	47.999	168.8	4:53.022
3	1	2:15.078	42.072	45.784	47.222	185.5	7:08.100
4	1	2:14.513	42.449	45.157	46.907	193.1	9:22.613
5	1	2:13.266	41.567	44.953	46.746	185.2	11:35.879
6	1	2:12.917	41.191	45.487	46.239	195.5	13:48.796
7	1	2:13.302	41.398	45.787	46.117	219.2	16:02.098
8	1	2:18.633	43.215	47.439	47.979	206.3	18:20.731
9	1	2:19.045	43.356	47.652	48.037	165.5	20:39.776
10	1	2:15.678	42.301	47.301	46.076	169.3	22:55.454
11	1	2:17.543	42.408	47.133	48.002	205.1	25:12.997
12	1	2:14.405	41.814	47.599	44.992	186.2	27:27.402

622 Lamborghini Huracan GT3 EVO 6
1.Bernhard LÖFFLER

1	1	2:15.970	44.858	45.523	45.589		2:15.970
2	1	2:09.694	40.731	44.368	44.595	183.3	4:25.664
3	1	2:07.445	38.899	43.916	44.630	203.6	6:33.109
4	1	2:06.520	38.252	43.394	44.874	217.0	8:39.629
5	1	2:05.937	38.924	42.698	44.315	212.8	10:45.566
6	1	2:05.867	38.730	42.878	44.259	213.2	12:51.433
7	1	2:04.917	38.083	42.631	44.203	218.3	14:56.350
8	1	2:04.604	37.747	42.572	44.285	225.6	17:00.954
9	1	2:07.285	39.018	43.454	44.813	235.3	19:08.239
10	1	2:08.298	39.104	44.333	44.861	229.9	21:16.537



COPPA ITALIA GT CLUB/P9 CHALLENGE

Peroni Racing Weekend Monza 1-2-3 Ottobre 2021

Race 1

Sector Analysis

— Invalidated Lap ■ Personal Best ■ Session Best B Crossing the pit lane

Lap	D	Time	Sector 1	Sector 2	Sector 3	T.Spd	Elapsed	Lap	D	Time	Sector 1	Sector 2	Sector 3	T.Spd	Elapsed
11	1	2:09.843	39.271	45.505	45.067	241.1	23:26.380								
12	1	2:09.764	39.627	45.049	45.088	216.6	25:36.144								
13	1	2:14.609	39.775	46.543	48.291	209.9	27:50.753								

623

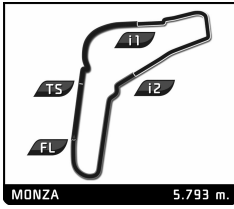
HP Racing International
 1.Coach MCKANSY
 Lamborghini Huracan GT3 EVO
 6

1	1	2:07.758	40.809	43.076	43.873		2:07.758
2	1	2:04.945	37.853	43.243	43.849	222.3	4:12.703
3	1	2:05.477	38.105	43.468	43.904	228.9	6:18.180
4	1	2:04.556	38.316	43.036	43.204	227.4	8:22.736
5	1	2:03.910	38.107	42.868	42.935	217.0	10:26.646
6	1	2:03.752	37.766	42.748	43.238	251.1	12:30.398
7	1	2:04.017	37.825	42.679	43.513	239.5	14:34.415
8	1	2:04.544	37.824	42.965	43.755	235.8	16:38.959
9	1	2:05.716	38.610	43.704	43.402	227.9	18:44.675
10	1	2:06.042	38.420	44.135	43.487	240.0	20:50.717
11	1	2:06.298	39.057	44.149	43.092	205.5	22:57.015
12	1	2:10.149	40.570	45.859	43.720	190.1	25:07.164
13	1	2:07.201	38.677	44.463	44.061	209.5	27:14.365

806

1.Fritz KREUTZPOINTNER
 Porsche 997 GT2
 8

1	1	2:04.509	39.579	41.889	43.041		2:04.509
2	1	2:01.858	37.111	41.564	43.183	214.4	4:06.367
3	1	2:01.763	36.970	41.881	42.912	224.6	6:08.130
4	1	2:01.920	36.950	41.644	43.326	224.6	8:10.050
5	1	2:02.637	37.382	41.713	43.542	216.1	10:12.687
6	1	2:01.793	37.209	41.771	42.813	217.4	12:14.480
7	1	2:01.300	36.961	41.082	43.257	231.3	14:15.780
8	1	2:01.371	36.942	42.027	42.402	226.5	16:17.151
9	1	2:06.657	37.967	44.335	44.355	236.9	18:23.808
10	1	2:09.118	40.201	44.003	44.914	189.1	20:32.926
11	1	2:05.143	39.753	42.275	43.115	195.2	22:38.069
12	1	2:03.239	38.320	41.654	43.265	231.8	24:41.308
13	1	2:06.760	39.400	43.777	43.583	207.1	26:48.068

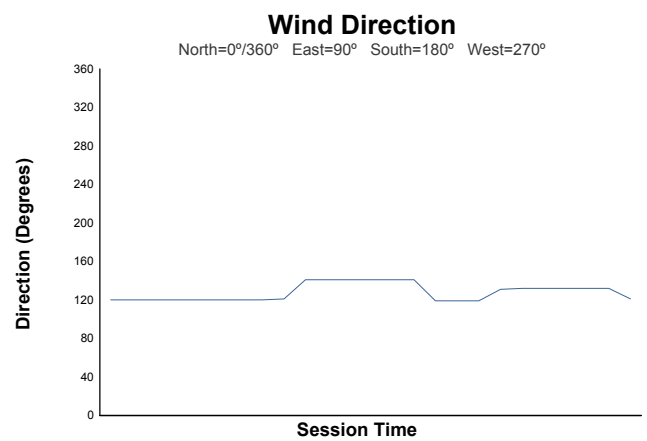
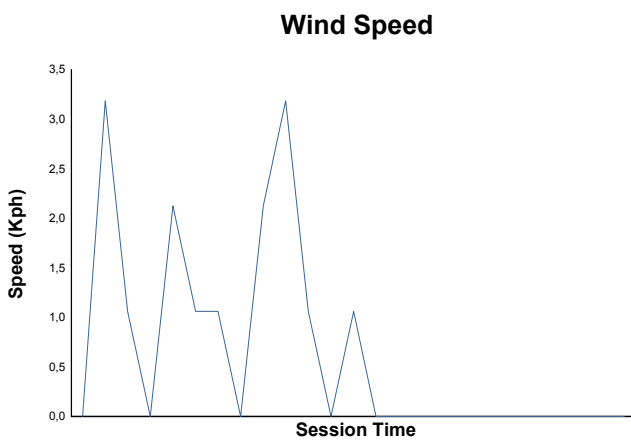
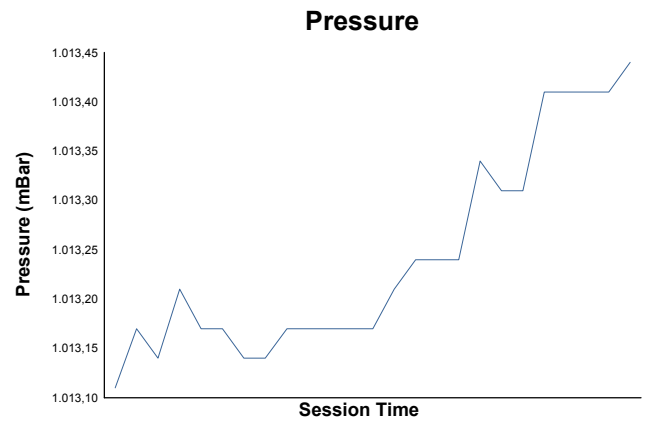
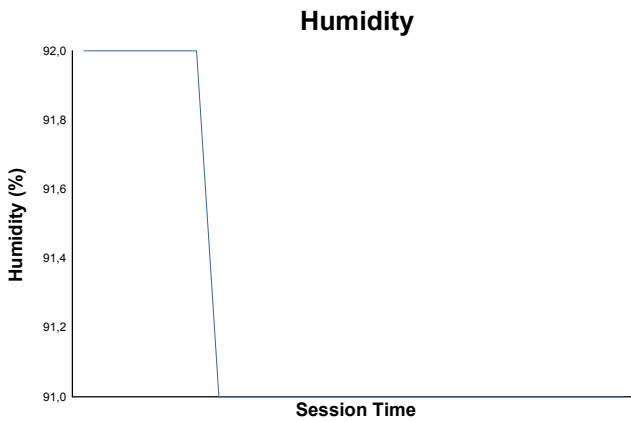
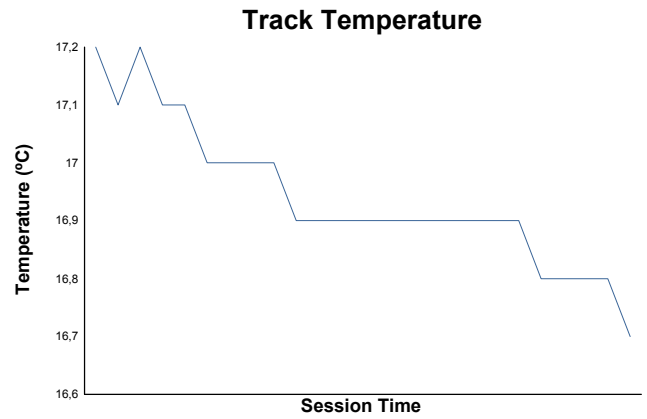
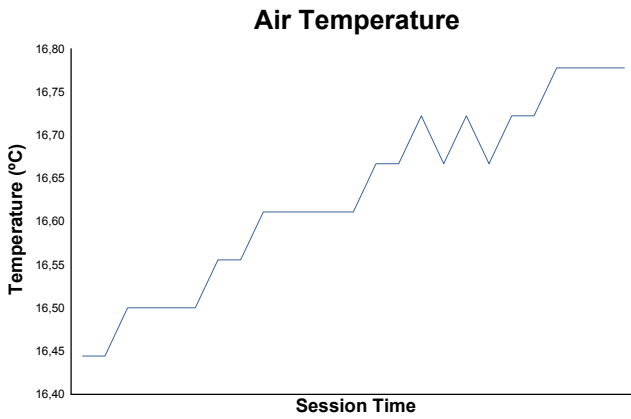


Peroni Racing Weekend Monza 1-2-3 Ottobre 2021

COPPA ITALIA GT CLUB/P9 CHALLENGE

Race 1

Weather Report



Track Status: **WET**