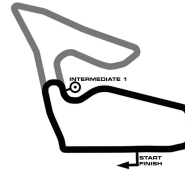


# FIA EUROPEAN TRUCK RACE TROPHY

Red Bull Ring, length 4318 m

12.-14. MAY 2017

Sports Car Challenge - P9 Challenge



## Lap Analysis Race 1, 13.05.2017

### 1 Simon STOLLER (CHE) PRC-Audi-Turbo Division 1 - Sportprototy theoretical besttime: 1:27.337

Lap	Time	S1	V1	S2	V2	Lap	Time	S1	V1	S2	V2
1	1:33.980	1:06.465		27.515	222	11	2:34.875	1:45.838		49.037	106
2	1:28.804	1:01.870		26.934	224	12	2:21.438	1:38.109		43.329	126
3	1:28.810	1:01.848		26.962	223	13	2:21.763	1:45.906		35.857	214
4	1:28.147	1:01.531		26.616	<b>225</b>	14	1:31.255	1:03.264		27.991	221
5	1:28.732	1:01.076		27.656	202	15	1:27.942	1:01.097		26.845	222
6	1:28.911	1:02.023		26.888	223	16	1:28.486	1:01.518		26.968	223
7	1:27.468	1:01.010		26.458	223	17	1:28.040	1:01.146		26.894	223
8	1:29.193	1:01.260		27.933	215	18	1:27.983	1:01.419		26.564	223
9	1:28.424	1:01.401		27.023	223	19	<b>1:27.404</b>	1:00.975		<b>26.429</b>	224
10	1:29.381	<b>1:00.906</b>		28.473	203	20	1:28.208	1:01.473		26.735	220

### 2 Turi BREITENMOSER (CHE) PRC-Ford Division 1 - Sportprototype theoretical besttime: 1:29.894

Lap	Time	S1	V1	S2	V2	Lap	Time	S1	V1	S2	V2
1	2:05.330	1:34.972		30.358	219	5	1:30.455	1:02.058		28.397	225
2	1:33.210	1:04.606		28.604	223	6	<b>1:30.215</b>	<b>1:01.784</b>		28.431	226
3	1:31.900	1:02.678		29.222	225	7	1:30.392	1:02.212		28.180	<b>227</b>
4	1:30.769	1:02.659		<b>28.110</b>	226	8	1:31.563	1:02.779		28.784	220

### 4 Andreas FIEDLER (DEU) PRC-Honda Division 1 - Sportprototypen theoretical besttime: 1:37.723

Lap	Time	S1	V1	S2	V2	Lap	Time	S1	V1	S2	V2
1	1:56.338	1:24.094		32.244	179	10	2:17.030	1:27.820		49.210	103
2	1:41.310	1:11.251		30.059	185	11	2:19.362	1:35.827		43.535	145
3	1:39.741	1:09.792		29.949	184	12	2:20.637	1:45.216		35.421	183
4	1:39.505	1:09.774		29.731	186	13	1:44.036	1:12.909		31.127	<b>187</b>
5	1:39.078	1:08.803		30.275	179	14	1:47.725	1:16.566		31.159	179
6	1:39.583	1:09.666		29.917	184	15	1:46.484	1:15.589		30.895	179
7	1:40.252	1:09.879		30.373	180	16	1:42.374	1:12.402		29.972	180
8	<b>1:38.107</b>	1:08.824		<b>29.283</b>	185	17	1:42.111	1:12.410		29.701	179
9	1:41.221	<b>1:08.446</b>		32.781	167	18	1:43.719	1:13.081		30.638	176

### 7 Siegmair PFEIFER (DEU) Norma-BMW Division 1 - Sportprototypen theoretical besttime: 1:27.372

Lap	Time	S1	V1	S2	V2	Lap	Time	S1	V1	S2	V2
1	1:33.487	1:05.718		27.769	220	11	2:31.038	1:44.399		46.639	120
2	1:28.775	1:01.124		27.651	219	12	2:24.395	1:40.560		43.835	136
3	1:29.037	1:01.535		27.502	218	13	2:18.315	1:45.491		32.824	218
4	1:28.151	1:00.927		27.224	218	14	1:27.724	1:00.820		26.904	<b>220</b>
5	1:27.570	1:00.699		26.871	219	15	<b>1:27.461</b>	1:00.706		<b>26.755</b>	220
6	1:28.492	1:01.345		27.147	218	16	1:27.550	1:00.649		26.901	217
7	1:27.661	1:00.812		26.849	219	17	1:27.763	1:00.958		26.805	219
8	1:28.963	1:01.500		27.463	218	18	1:27.605	<b>1:00.617</b>		26.988	213
9	1:28.177	1:01.077		27.100	215	19	1:28.658	1:01.596		27.062	219
10	1:29.011	1:00.997		28.014	214	20	1:30.007	1:02.424		27.583	219

### 8 Wolfgang PAYR (AUT) PRC-Audi-Turbo Division 1 - Sportprototyp theoretical besttime: 1:28.834

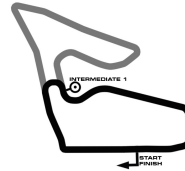
Lap	Time	S1	V1	S2	V2	Lap	Time	S1	V1	S2	V2
1	1:38.566	1:10.119		28.447	224	11	1:55.064	1:20.034		35.030	141
2	1:41.968	1:12.803		29.165	221	12	2:17.686	1:33.932		43.754	131
3	1:33.311	1:04.148		29.163	225	13	2:20.036	1:44.657		35.379	223
4	1:32.286	1:03.312		28.974	221	14	1:33.248	1:04.432		28.816	226
5	1:32.667	1:03.577		29.090	222	15	1:32.585	1:03.879		28.706	226
6	1:31.845	1:03.096		28.749	224	16	1:29.336	1:01.720		<b>27.616</b>	<b>227</b>
7	1:30.580	1:02.287		28.293	225	17	<b>1:29.224</b>	<b>1:01.216</b>		28.006	226
8	1:31.318	1:03.356		27.962	222	18	1:29.657	1:01.657		28.000	226
9	1:30.422	1:02.398		28.024	225	19	1:30.751	1:02.123		28.628	225
10	1:40.561	1:04.529		36.032	153	20	1:30.986	1:02.316		28.670	223

# FIA EUROPEAN TRUCK RACE TROPHY

Red Bull Ring, length 4318 m

12.-14. MAY 2017

Sports Car Challenge - P9 Challenge



## Lap Analysis Race 1, 13.05.2017

### 9 Roland RUPPRECHTER (AUT) Norma-Honda-Kompr. Division 1 - theoretical besttime: 1:38.135

Lap	Time	S1	V1	S2	V2	Lap	Time	S1	V1	S2	V2
1	1:49.403	1:17.970		31.433	195	11	2:19.455	1:36.662		42.793	140
2	1:40.353	1:09.288		31.065	197	12	2:21.580	1:45.686		35.894	197
3	1:40.355	1:10.059		30.296	197	13	1:39.894	1:08.043		31.851	196
4	1:39.170	1:08.721		30.449	198	14	1:40.122	1:08.670		31.452	196
5	1:39.001	<del>1:07.846</del>		31.152	191	15	1:40.506	1:09.467		31.039	182
6	<b>1:38.466</b>	1:08.180		<b>30.286</b>	196	16	1:39.222	1:08.523		30.699	<b>199</b>
7	1:39.137	1:08.629		30.508	194	17	1:39.588	1:08.306		31.282	189
8	1:39.086	1:08.461		30.625	193	18	1:40.157	1:09.588		30.569	197
9	1:46.783	1:08.396		38.387	111	19	1:39.615	1:08.852		30.763	197
10	2:18.806	1:30.108		48.698	112						

### 10 Philipp WILHELM (AUT) Norma-Nissan Division 1 - Sportprototypen theoretical besttime: 1:33.107

Lap	Time	S1	V1	S2	V2	Lap	Time	S1	V1	S2	V2
1	1:53.848	1:22.053		31.795	202	11	2:18.918	1:34.462		44.456	132
2	1:39.846	1:08.298		31.548	205	12	2:21.869	1:45.017		36.852	202
3	1:36.526	1:06.427		30.099	208	13	1:43.819	1:11.949		31.870	205
4	1:39.416	1:09.333		30.083	200	14	1:37.457	1:08.384		29.073	209
5	1:40.764	1:08.692		32.072	188	15	1:34.444	<del>1:04.586</del>		29.856	206
6	1:44.493	1:11.748		32.745	188	16	<b>1:33.432</b>	1:04.913		<b>28.519</b>	<b>212</b>
7	1:44.815	1:12.769		32.046	206	17	1:35.768	1:06.272		29.496	211
8	1:38.713	1:08.726		29.987	206	18	1:34.662	1:05.044		29.618	208
9	1:42.501	1:06.837		35.664	104	19	1:34.964	1:06.090		28.874	211
10	2:14.162	1:27.628		46.534	132						

### 12 Alexander FRANK (AUT) PRC-BMW Division 1 - Sportprototypen theoretical besttime: 1:34.849

Lap	Time	S1	V1	S2	V2	Lap	Time	S1	V1	S2	V2
1	1:49.348	1:18.442		30.906	203	11	2:24.207	1:40.716		43.491	125
2	1:37.732	1:07.809		29.923	202	12	2:19.688	1:45.452		34.236	201
3	1:36.644	1:06.556		30.088	203	13	1:38.396	1:08.017		30.379	194
4	1:37.272	1:07.539		29.733	<b>206</b>	14	1:37.208	1:07.321		29.887	201
5	1:39.069	1:08.971		30.098	201	15	1:36.535	1:06.320		30.215	205
6	1:37.814	1:08.037		29.777	202	16	1:37.024	1:06.386		30.638	203
7	1:36.034	1:06.384		29.650	206	17	<b>1:35.301</b>	<del>1:05.806</del>		29.495	202
8	1:36.952	1:06.931		30.021	195	18	1:37.022	1:07.034		29.988	197
9	1:40.099	1:08.942		31.157	182	19	1:35.689	1:06.646		<b>29.043</b>	206
10	2:31.676	1:44.513		47.163	126						

### 30 Andreas HASLER (AUT) Radical SR4 Division 2 - Sportprototypen theoretical besttime:

Lap	Time	S1	V1	S2	V2	Lap	Time	S1	V1	S2	V2
1	1:57.040	1:23.737		<b>33.303</b>	168						

### 402 Michael OLIVER (AUT) Porsche 991 GT3 Cup P9-Challenge Klasse theoretical besttime: 1:34.841

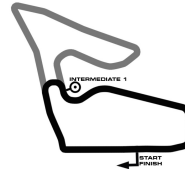
Lap	Time	S1	V1	S2	V2	Lap	Time	S1	V1	S2	V2
1	1:42.776	1:12.505		30.271	198	11	1:41.030	1:10.105		30.925	178
2	1:35.723	1:05.756		29.967	197	12	2:05.462	1:20.806		44.656	107
3	1:35.151	1:05.512		29.639	198	13	2:18.328	1:43.582		34.746	198
4	1:35.696	1:05.963		29.733	198	14	1:36.553	1:06.605		29.948	199
5	<b>1:34.945</b>	<del>1:05.286</del>		29.662	198	15	1:36.021	1:05.908		30.113	198
6	1:35.246	1:05.407		29.839	<b>199</b>	16	1:35.831	1:06.052		29.779	197
7	1:36.254	1:05.702		30.552	196	17	1:35.231	1:05.464		29.767	199
8	1:35.302	1:05.545		29.757	198	18	1:36.821	1:07.263		<b>29.558</b>	199
9	1:35.686	1:05.469		30.217	198	19	1:35.666	1:05.658		30.008	198
10	1:47.442	1:09.802		37.640	167	20	1:36.993	1:07.048		29.945	196

# FIA EUROPEAN TRUCK RACE TROPHY

Red Bull Ring, length 4318 m

12.-14. MAY 2017

Sports Car Challenge - P9 Challenge



## Lap Analysis Race 1, 13.05.2017

### 403 Thomas PRAGER (DEU) Porsche 997 GT3 MK II P9-Challenge Klasse theoretical besttime: 1:38.255

Lap	Time	S1	V1	S2	V2	Lap	Time	S1	V1	S2	V2
1	1:52.823	1:21.099		31.724	191	11	2:18.953	1:35.283		43.670	141
2	1:40.809	1:08.967		31.842	190	12	2:21.642	1:44.964		36.678	189
3	1:40.981	1:09.427		31.554	194	13	1:45.565	1:12.095		33.470	193
4	1:40.592	1:09.395		31.197	194	14	1:41.337	1:10.598		30.739	195
5	1:40.251	1:08.872		31.379	193	15	1:39.442	1:08.880		30.562	196
6	1:39.510	1:08.232		31.278	195	16	<b>1:38.796</b>	1:08.106		30.690	196
7	1:41.472	1:08.853		32.619	180	17	1:39.094	1:08.420		30.674	196
8	1:40.029	1:09.511		30.518	<b>196</b>	18	1:39.507	1:08.901		30.606	196
9	1:42.841	<b>1:07.812</b>		35.029	121	19	1:39.354	1:08.911		<b>30.443</b>	195
10	2:13.991	1:26.166		47.825	108						

### 405 Friedrich RABENSTEINER (AUT) Porsche 997 GT3 MK II P9-Challenge Klasse theoretical besttime: 1:42.288

Lap	Time	S1	V1	S2	V2	Lap	Time	S1	V1	S2	V2
1	2:03.114	1:28.910		34.204	186	10	1:47.321	1:14.014		33.307	189
2	1:46.336	1:12.879		33.457	187	11	1:52.941	1:11.582		41.359	104
3	1:47.394	1:13.127		34.267	182	12	2:19.601	1:43.995		35.606	187
4	1:45.489	1:12.104		33.385	188	13	1:44.775	1:11.800		32.975	187
5	1:46.802	1:13.599		33.203	187	14	1:44.403	1:11.481		32.922	189
6	1:44.263	1:11.830		32.433	<b>189</b>	15	1:43.266	1:10.673		32.593	185
7	1:46.422	1:13.625		32.797	189	16	<b>1:42.423</b>	1:10.766		<b>31.657</b>	189
8	1:49.483	1:14.620		34.863	189	17	1:42.883	1:10.867		32.016	189
9	1:52.318	1:15.748		36.570	175	18	1:43.068	<b>1:10.631</b>		32.437	185

### 406 Harald PAVLAS (AUT) Porsche 991 GT3 Cup P9-Challenge Klasse theoretical besttime: 1:34.260

Lap	Time	S1	V1	S2	V2	Lap	Time	S1	V1	S2	V2
1	1:41.552	1:11.539		30.013	197	11	1:41.536	1:09.988		31.548	175
2	1:36.071	1:06.363		29.708	197	12	2:05.109	1:20.557		44.552	112
3	1:35.187	1:05.677		29.510	199	13	2:18.660	1:43.409		35.251	200
4	1:35.853	1:05.991		29.862	199	14	1:36.573	1:06.813		29.760	200
5	1:35.102	1:05.446		29.656	199	15	1:35.186	1:05.513		29.673	201
6	1:34.692	1:05.326		29.366	199	16	1:34.670	1:05.305		29.365	201
7	1:36.540	1:06.152		30.388	198	17	1:34.849	1:05.604		<b>29.245</b>	201
8	1:34.862	1:05.398		29.464	199	18	<b>1:34.626</b>	<b>1:05.012</b>		29.611	195
9	1:34.989	1:05.204		29.785	<b>201</b>	19	1:35.706	1:06.192		29.514	200
10	1:48.360	1:11.020		37.340	171	20	1:35.318	1:05.884		29.434	201

### 409 Karin SINHART (DEU) Porsche 997 GT3 MK II P9-Challenge Klasse theoretical besttime: 1:46.898

Lap	Time	S1	V1	S2	V2	Lap	Time	S1	V1	S2	V2
1	2:06.099	1:30.310		35.789	188	5	1:49.128	1:13.735		35.393	190
2	1:50.942	1:15.569		35.373	192	6	1:49.407	1:14.356		35.051	<b>193</b>
3	1:50.530	1:15.066		35.464	190	7	<b>1:48.140</b>	1:13.559		<b>34.581</b>	191
4	1:50.847	1:15.303		35.544	191	8	1:50.430	<b>1:12.317</b>		38.113	175

### 444 Boris SCHIMANSKI (DEU) Porsche 991 GT3 Cup P9-Challenge Klasse theoretical besttime: 1:36.976

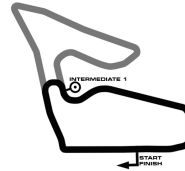
Lap	Time	S1	V1	S2	V2	Lap	Time	S1	V1	S2	V2
1	1:47.776	1:17.298		30.478	197	11	2:21.125	1:38.196		42.929	142
2	1:38.080	1:07.573		30.507	196	12	2:21.707	1:45.792		35.915	196
3	1:37.793	1:07.542		30.251	195	13	1:38.105	1:07.889		30.216	197
4	1:40.221	1:09.331		30.890	198	14	1:38.388	1:07.922		30.466	195
5	1:37.624	1:07.453		30.171	198	15	1:37.504	1:07.378		30.126	194
6	1:37.765	1:07.718		30.047	<b>199</b>	16	1:37.578	1:07.534		<b>30.044</b>	197
7	<b>1:37.418</b>	<b>1:06.932</b>		30.486	193	17	1:39.724	1:08.585		31.139	197
8	1:38.360	1:08.191		30.169	197	18	1:37.750	1:07.389		30.361	197
9	1:39.872	1:07.834		32.038	190	19	1:38.130	1:07.576		30.554	195
10	2:33.064	1:44.012		49.052	98						

# FIA EUROPEAN TRUCK RACE TROPHY

Red Bull Ring, length 4318 m

12.-14. MAY 2017

Sports Car Challenge - P9 Challenge



## Lap Analysis Race 1, 13.05.2017

**455 Franz IRXENMAYR (AUT) Porsche 997 GT3 Cup P9-Challenge Klasse 6 theoretical besttime: 1:36.822**

Lap	Time	S1	V1	S2	V2	Lap	Time	S1	V1	S2	V2
1	1:45.989	1:15.710		30.279	201	11	2:24.677	1:40.727		43.950	119
2	1:37.786	1:07.573		30.213	201	12	2:19.559	1:45.309		34.250	196
3	1:37.392	1:07.362		30.030	201	13	1:37.783	1:07.208		30.575	201
4	1:37.490	1:07.045		30.445	198	14	<b>1:37.050</b>	<b>1:07.002</b>		30.048	199
5	1:39.191	1:08.974		30.217	199	15	1:37.914	1:07.375		30.539	198
6	1:38.155	1:07.715		30.440	199	16	1:37.912	1:07.770		30.142	<b>202</b>
7	1:37.594	1:07.472		30.122	201	17	1:37.245	1:07.199		30.046	201
8	1:38.559	1:08.492		30.067	199	18	1:37.476	1:07.656		<b>29.820</b>	201
9	1:38.301	1:07.178		31.123	196	19	1:37.231	1:07.267		29.964	199
10	2:31.125	1:44.279		46.846	119						

**503 Wolfgang TRILLER (DEU) Porsche 997 GT3 Cup P9-Challenge Klasse 6 theoretical besttime: 1:33.991**

Lap	Time	S1	V1	S2	V2	Lap	Time	S1	V1	S2	V2
1	1:41.713	1:11.952		29.761	205	11	1:41.725	1:10.256		31.469	184
2	1:34.800	1:05.085		29.715	203	12	2:05.093	1:20.595		44.498	124
3	1:34.586	1:04.951		29.635	202	13	2:18.795	1:43.650		35.145	202
4	<b>1:34.227</b>	<b>1:04.642</b>		29.585	202	14	1:36.541	1:06.709		29.832	202
5	1:36.179	1:05.884		30.295	203	15	1:34.347	1:04.998		<b>29.349</b>	204
6	1:34.308	1:04.875		29.433	203	16	1:34.349	1:04.774		29.575	204
7	1:35.895	1:05.773		30.122	202	17	1:34.657	1:04.819		29.838	204
8	1:34.884	1:05.365		29.519	203	18	1:35.723	1:05.314		30.409	204
9	1:34.664	1:04.981		29.683	203	19	1:35.574	1:05.793		29.781	<b>205</b>
10	1:50.764	1:10.886		39.878	175	20	1:34.618	1:05.015		29.603	202

**504 Josef STADTEGGER (AUT) Porsche 991 GT3 Cup P9-Challenge Klasse 6 theoretical besttime: 1:34.095**

Lap	Time	S1	V1	S2	V2	Lap	Time	S1	V1	S2	V2
1	1:44.197	1:14.058		30.139	203	11	1:41.225	1:10.736		30.489	201
2	1:35.927	1:06.293		29.634	206	12	2:04.784	1:20.312		44.472	99
3	1:36.250	1:06.210		30.040	204	13	2:18.551	1:43.961		34.590	203
4	1:35.766	1:05.862		29.904	203	14	1:37.758	1:06.879		30.879	<b>207</b>
5	<b>1:34.528</b>	<b>1:04.924</b>		29.604	205	15	1:35.239	1:05.674		29.565	204
6	1:35.030	1:05.506		29.524	204	16	1:35.511	1:06.265		29.246	205
7	1:35.537	1:05.951		29.586	205	17	1:34.706	1:05.270		29.436	207
8	1:36.130	1:06.552		29.578	204	18	1:35.176	1:06.005		<b>29.171</b>	207
9	1:35.878	1:05.626		30.252	203	19	1:41.019	1:09.809		31.210	195
10	1:46.092	1:08.422		37.670	153	20	1:36.759	1:06.505		30.254	199

**602 Albert STEPHAN (DEU) Porsche 997 RSR P9-Challenge Klasse 6 theoretical besttime: 1:32.283**

Lap	Time	S1	V1	S2	V2	Lap	Time	S1	V1	S2	V2
1	1:39.832	1:10.567		29.265	218	4	1:34.671	1:04.792		29.879	214
2	<b>1:32.380</b>	1:03.360		<b>29.020</b>	<b>215</b>	5	1:54.568	1:11.206			
3	1:32.711	<b>1:03.263</b>		29.448	211						

**603 Richard KAULITZ (DEU) Saleen P9-Challenge Klasse 6 theoretical besttime: 1:35.157**

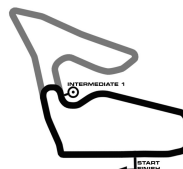
Lap	Time	S1	V1	S2	V2	Lap	Time	S1	V1	S2	V2
1	1:51.470	1:20.469		31.001	204	10	2:34.759	1:45.693		49.066	127
2	1:39.329	1:08.750		30.579	204	11	2:21.390	1:38.042		43.348	130
3	1:38.388	1:08.395		29.993	207	12	2:22.302	1:45.887		36.415	205
4	1:37.920	1:07.629		30.291	206	13	1:37.940	1:07.970		29.970	209
5	1:37.132	1:07.209		29.923	206	14	1:36.126	1:06.823		<b>29.303</b>	212
6	1:36.512	1:06.809		29.703	205	15	<b>1:35.444</b>	<b>1:05.854</b>		29.590	<b>213</b>
7	1:35.972	1:06.231		29.741	206	16	1:35.991	1:06.478		29.513	211
8	1:36.297	1:06.506		29.791	206	17	1:49.042	1:07.408			
9	1:38.286	1:07.086		31.200	191						

# FIA EUROPEAN TRUCK RACE TROPHY

Red Bull Ring, length 4318 m

12.-14. MAY 2017

Sports Car Challenge - P9 Challenge



## Lap Analysis Race 1, 13.05.2017

**605 Hermann SPECK (DEU) Porsche 997 GT3 R013 P9-Challenge Klas theoretical besttime: 1:31.865**

Lap	Time	S1	V1	S2	V2	Lap	Time	S1	V1	S2	V2
1	1:40.834	1:10.847		29.987	205	11	1:55.423	1:19.470		35.953	122
2	1:33.598	1:04.841		28.757	206	12	2:16.850	1:33.350		43.500	128
3	1:32.841	1:03.957		28.884	205	13	2:19.906	1:44.327		35.579	205
4	1:32.693	1:03.804		28.889	207	14	1:34.375	1:04.915		29.460	205
5	1:33.422	1:04.677		28.745	<b>208</b>	15	1:32.672	1:03.804		28.868	205
6	1:33.309	1:03.658		29.651	202	16	1:33.526	1:04.874		28.652	206
7	1:32.288	1:03.913		28.375	206	17	1:32.245	1:03.603		28.642	207
8	1:32.488	1:04.187		<b>28.301</b>	206	18	<b>1:32.084</b>	1:03.602		28.482	207
9	1:33.097	1:04.579		28.518	206	19	1:32.127	<b>1:03.564</b>		28.563	207
10	1:40.284	1:06.948		33.336	167	20	1:32.828	1:04.022		28.806	204

**611 K. FRITZ (DEU) Porsche 997 GT2 P9-Challenge Klasse 6 theoretical besttime: 1:29.408**

Lap	Time	S1	V1	S2	V2	Lap	Time	S1	V1	S2	V2
1	1:36.359	1:07.989		28.370	211	11	2:13.774	1:27.966		45.808	121
2	1:30.967	1:02.883		28.084	215	12	2:18.804	1:34.815		43.989	120
3	1:30.506	1:02.090		28.416	216	13	2:20.798	1:44.626		36.172	213
4	<b>1:29.862</b>	<b>1:01.754</b>		28.108	216	14	1:32.654	1:03.819		28.835	220
5	1:30.656	1:02.053		28.603	214	15	1:30.475	1:02.617		27.858	220
6	1:30.756	1:02.580		28.176	211	16	1:30.956	1:02.887		28.069	218
7	1:30.825	1:02.670		28.155	216	17	1:31.392	1:03.148		28.244	219
8	1:30.695	1:02.651		28.044	215	18	1:30.440	1:02.786		<b>27.654</b>	219
9	1:32.908	1:04.273		28.635	216	19	1:30.442	1:02.641		27.801	<b>224</b>
10	1:39.171	1:04.733		34.438	88	20	1:31.015	1:03.162		27.853	218